



SECURITIES AND EXCHANGE COMMISSION
Protecting Investors in the Capital Markets

Date

< Monday, 31 March 2025 >

K421.2M

Total Nominal Value

K391.1M

Total Market Value

27

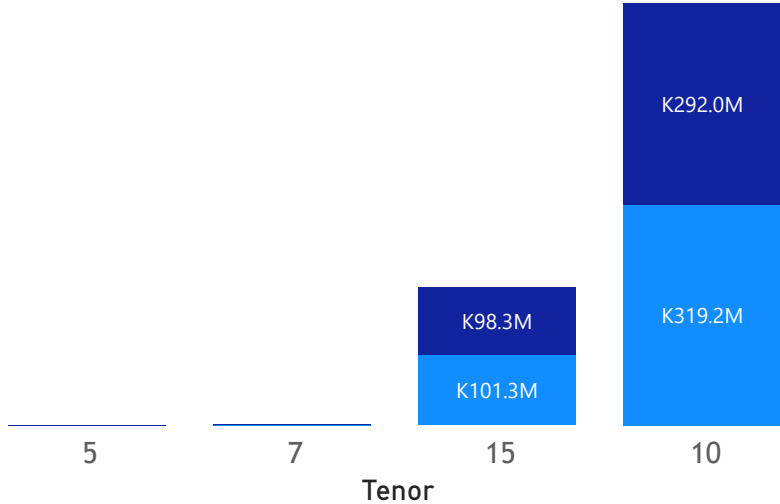
Number of Trades

GRZ Bonds Secondary Market Trade Summary Report

Consideration and Nominal Value

● Nominal Value ● Market Value

Nominal Value and Market Value



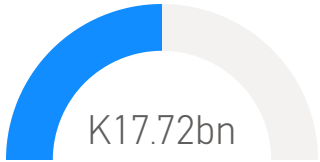
Range of Trade Prices (ZMW)*

Tenor	Min	Max
5	85.66	85.66
7	113.19	113.19
10	73.77	122.24
15	69.17	114.05

Range of Yields Rates*

Tenor	Min	Max
5	18.50	18.50
7	19.69	19.69
10	15.40	22.06
15	20.60	21.70

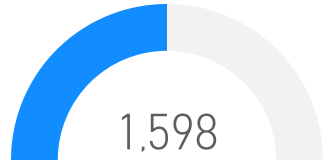
Market Value YTD



Nominal Value YTD

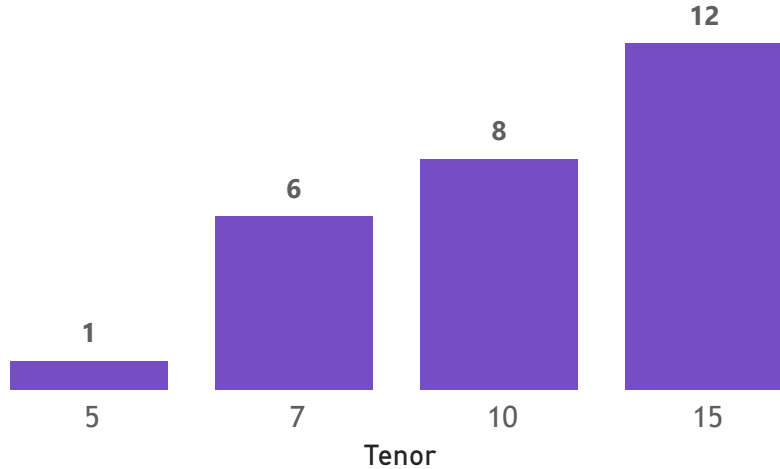


YTD trades



No. of Trades by Tenor

Trades



Primary Market January 18 2025 Auction

Tenor	Cut- Off Yield Rate	Coupon Rates	Range of Successful Yield Rates
2 Years	16.50	16.50	0.0000-16.5000
3 Years	19.95	19.95	15.0000-19.9500
5 Years	20.80	20.80	7.0000-20.8000
7 Years	21.50	21.50	12.0000-21.5000
10 Years	22.50	22.50	0.2300-22.5000
15 Years	23.25	23.25	0.2300-23.2500

*Disclaimer: This content is prepared from information received by the Commission through third-party reports. The range of prices by tenor and range of yields by tenor are based on dealer submissions. The content is indicative and intended for informational purposes only and shall not in any way be deemed to be investment advice, guidance or recommendation of the SEC. Users are responsible for making investment decisions and are advised to obtain independent professional advice before acting on or using this information.

GRZ Bonds Secondary Market Trade Summary Report

ISIN Code	Coupon Rate	Issue Date	Maturity Date	Trade Date/ Valuation Date	Years To Maturity	Nominal Value	Market Value	Min Trade Price	Max Trade Price	Min Yield	Max Yield
ZM1000004383	14	01/06/2020	01/06/2035	31/03/2025	10	K1,815,000.00	K1,348,741.75	74.19	74.31	21.40	21.40
ZM1000006560	26.75	02/09/2024	02/09/2034	17/03/2025	9	K20,000,000.00	K24,667,443.01	122.24	122.24	21.20	21.20
ZM1000006925	22.49	16/02/2025	16/02/2035	21/03/2025	9	K50,000,000.00	K54,940,045.89	109.88	109.88	20.63	20.63
ZM1000006933	22.8	16/02/2025	16/02/2040	31/03/2025	14	K3,520,900.00	K3,779,797.47	107.35	107.35	21.70	21.70
ZM1000006982	21.48	17/03/2025	17/03/2035	19/03/2025	10	K48,000,000.00	K50,020,367.34	104.21	104.21	20.50	20.50
ZM1000006990	21.8	17/03/2025	17/03/2040	27/03/2025	15	K72,000,000.00	K75,518,971.40	104.29	104.29	20.85	20.85
ZM1000003351	13	18/12/2017	18/12/2027	25/03/2025	2	K1,017,000.00	K999,893.49	98.32	98.32	15.40	15.40
ZM1000006172	24.97	19/02/2024	19/02/2034	01/04/2025	8	K200,000.00	K227,643.20	111.02	111.02	22.06	22.06
ZM1000005430	11	19/09/2022	19/09/2027	03/04/2025	2	K142,000.00	K122,277.90	85.66	85.66	18.50	18.50
ZM1000005901	13	21/08/2023	21/08/2033	21/08/2023	10	K50,000,000.00	K37,560,062.33	73.77	73.77	19.45	19.45
ZM1000005919	14	21/08/2023	21/08/2038	31/03/2025	13	K10,139,840.00	K7,275,495.70	70.22	71.53	20.60	20.65
ZM1000006818	23.5	23/12/2024	23/12/2039	31/03/2025	14	K90,000.00	K102,648.32	114.05	114.05	21.70	21.70
ZM1000006404	23.5	24/06/2024	24/06/2031	24/06/2024	7	K550,000.00	K656,920.02	113.19	113.19	19.69	19.69
ZM1000004672	13	25/01/2021	25/01/2031	25/01/2021	10	K150,000,000.00	K123,567,852.74	80.06	80.06	18.75	18.75
ZM1000004680	14	25/01/2021	25/01/2036	31/03/2025	10	K270,407.00	K200,000.00	71.39	71.39	20.70	20.70
ZM1000005976	14	30/11/2023	30/11/2038	24/03/2025	13	K13,500,000.00	K10,083,013.34	69.17	69.17	20.89	20.89

Disclaimer: This content is prepared from information received by the Commission through third-party reports. The content is indicative and intended for informational purposes only and shall not in any way be deemed to be investment advice, guidance or recommendation of the SEC. Users are responsible for making investment decisions and are advised to obtain independent professional advice before acting on or using this information.