



SECURITIES AND EXCHANGE COMMISSION
Protecting Investors in the Capital Markets

Date

< Friday, 28 February 2025 >

K261.7M

Total Nominal Value

K292.8M

Total Market Value

32

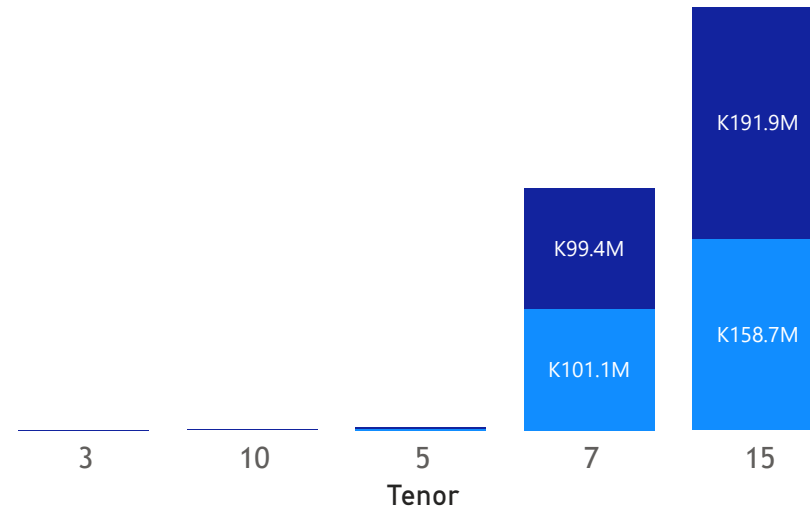
Number of Trades

GRZ Bonds Secondary Market Trade Summary Report

Consideration and Nominal Value

● Nominal Value ● Market Value

Nominal Value and Market Value



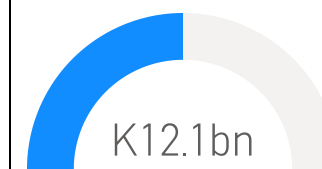
Range of Trade Prices (ZMW)*

Tenor	Min	Max
3	99.52	99.52
5	75.13	97.91
7	90.70	103.80
10	66.41	80.60
15	0.00	141.47

Range of Yields Rates*

Tenor	Min	Max
3	11.31	11.31
5	14.00	25.18
7	14.60	20.40
10	18.93	22.00
15	14.00	201.50

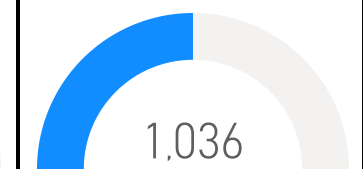
Market Value YTD



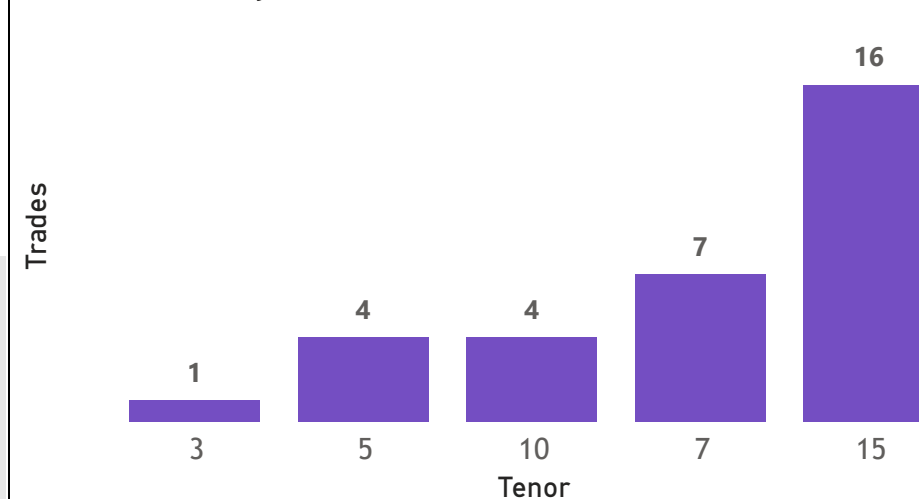
Nominal Value YTD



YTD trades



No. of Trades by Tenor



Primary Market January 18 2025 Auction

Tenor	Cut- Off Yield Rate	Coupon Rates	Range of Successful Yield Rates
2 Years	16.50	16.50	0.0000-16.5000
3 Years	19.95	19.95	15.0000-19.9500
5 Years	20.80	20.80	7.0000-20.8000
7 Years	21.50	21.50	12.0000-21.5000
10 Years	22.50	22.50	0.2300-22.5000
15 Years	23.25	23.25	0.2300-23.2500

*Disclaimer: This content is prepared from information received by the Commission through third-party reports. The range of prices by tenor and range of yields by tenor are based on dealer submissions. The content is indicative and intended for informational purposes only and shall not in any way be deemed to be investment advice, guidance or recommendation of the SEC. Users are responsible for making investment decisions and are advised to obtain independent professional advice before acting on or using this information.



GRZ Bonds Secondary Market Trade Summary Report

ISIN Code	Coupon Rate	Issue Date	Maturity Date	Trade Date/ Valuation Date	Years To Maturity	Nominal Value	Market Value	Min Trade Price	Max Trade Price	Min Yield	Max Yield
ZM1000004383	14	01/06/2020	01/06/2035	11/06/2024	11	K415,000.00	K329,955.19	79.51	79.51	201.50	201.50
ZM1000004383	14	01/06/2020	01/06/2035	12/02/2024	11	K16,627,933.00	K0.00	0.00	0.00		0.00
ZM1000006636	27.75	01/10/2024	01/10/2039	12/02/2025	14	K16,400,000.00	K22,175,446.47	135.22	135.22	22.20	22.20
ZM1000006636	27.75	01/10/2024	01/10/2039	28/02/2025	14	K111,302,800.00	K155,992,565.13	139.24	141.47	21.10	21.50
ZM1000001751	14	20/02/2012	16/02/2027	28/02/2025	1	K488,946.00	K500,000.28	102.27	102.27	14.00	14.00
ZM1000001512	14	22/08/2011	18/08/2026	22/08/2011	15	K10,000,000.00	K9,961,825.89	99.21	99.21	15.62	15.62
ZM1000005901	13	21/08/2023	21/08/2033	28/02/2025	8	K493,560.00	K335,199.82	66.41	68.10	21.40	22.00
ZM1000005919	14	21/08/2023	21/08/2038	12/02/2025	13	K1,452,000.00	K999,793.38	68.86	68.86	21.10	21.10
ZM1000004730	12	22/03/2021	22/03/2028	28/02/2025	3	K533,290.00	K500,000.60	93.73	93.73	17.00	17.00
ZM1000004656	11	25/01/2021	25/01/2026	16/12/2022	3	K399,000.00	K299,765.42	75.13	75.13	25.18	25.18
ZM1000004672	13	25/01/2021	25/01/2031	05/02/2025	5	K124,000.00	K99,941.47	80.60	80.60	18.93	18.93
ZM1000006735	21.5	25/11/2024	25/11/2031	04/03/2025	6	K20,000,000.00	K21,927,081.37	103.80	103.80	20.40	20.40
ZM1000006735	21.5	25/11/2024	25/11/2031	28/02/2025	6	K20,000,000.00	K21,927,081.37	103.80	103.80	20.40	20.40
ZM1000006750	23.29	25/11/2024	25/11/2039	27/02/2025	14	K1,175,000.00	K1,299,866.03	110.63	110.63	18.55	18.55
ZM1000004342	12	27/04/2020	27/04/2027	28/02/2025	2	K603,000.00	K599,139.67	99.36	99.36	14.60	14.60
ZM1000006339	22	27/05/2024	27/05/2029	28/02/2025	4	K173,000.00	K169,715.39	97.91	97.91	24.90	24.90
ZM1000005307	10	27/06/2022	27/06/2025	27/06/2022	3	K136,000.00	K137,578.74	99.52	99.52	11.31	11.31
ZM1000005075	11	27/12/2021	27/12/2026	28/02/2025	1	K514,030.00	K499,999.24	97.28	97.28	14.00	14.00
ZM1000005109	14	27/12/2021	27/12/2036	28/02/2025	11	K144,510.00	K100,004.32	69.22	69.22	22.00	22.00
ZM1000005976	14	30/11/2023	30/11/2038	18/02/2025	13	K726,000.00	K542,900.18	74.78	74.78	20.57	20.57
ZM1000004797	12	31/05/2021	31/05/2028	20/11/2024	3	K60,000,000.00	K54,419,192.88	90.70	90.70	20.25	20.25

Disclaimer: This content is prepared from information received by the Commission through third-party reports. The content is indicative and intended for informational purposes only and shall not in any way be deemed to be investment advice, guidance or recommendation of the SEC. Users are responsible for making investment decisions and are advised to obtain independent professional advice before acting on or using this information.