



SECURITIES AND EXCHANGE COMMISSION
Protecting Investors in the Capital Markets

Date

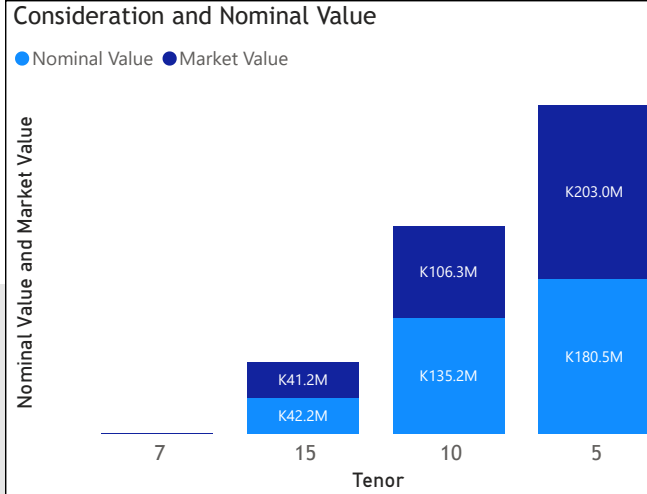
Thursday, 27 February 2025

K358.1M
Total Nominal Value

K350.6M
Total Market Value

21
Number of Trades

GRZ Bonds Secondary Market Trade Summary Report

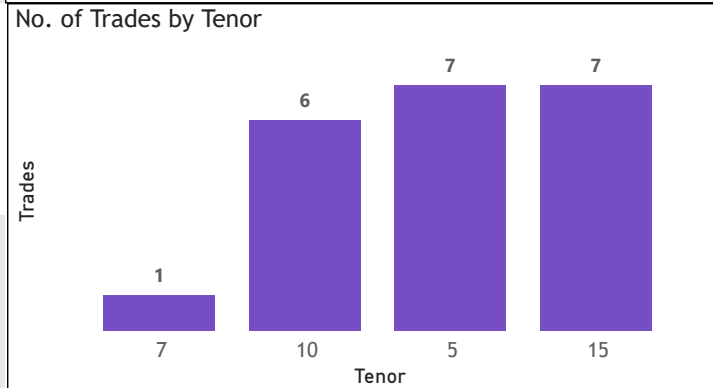
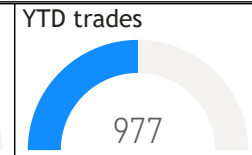
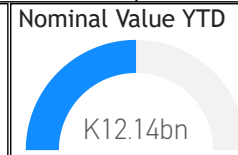
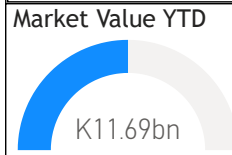


Range of Trade Prices (ZMW)*

Tenor	Min	Max
5	83.52	114.98
7	98.40	98.40
10	68.31	102.94
15	66.35	123.74

Range of Yields Rates*

Tenor	Min	Max
5	17.75	19.97
7	15.50	15.50
10	20.50	21.75
15	14.00	22.20



Primary Market January 18 2025 Auction

Tenor	Cut- Off Yield Rate	Coupon Rates	Range of Successful Yield Rates
2 Years	16.50	16.50	0.0000-16.5000
3 Years	19.95	19.95	15.0000-19.9500
5 Years	20.80	20.80	7.0000-20.8000
7 Years	21.50	21.50	12.0000-21.5000
10 Years	22.50	22.50	0.2300-22.5000
15 Years	23.25	23.25	0.2300-23.2500

*Disclaimer: This content is prepared from information received by the Commission through third-party reports. The range of prices by tenor and range of yields by tenor are based on dealer submissions. The content is indicative and intended for informational purposes only and shall not in any way be deemed to be investment advice, guidance or recommendation of the SEC. Users are responsible for making investment decisions and are advised to obtain independent professional advice before acting on or using this information.

GRZ Bonds Secondary Market Trade Summary Report

ISIN Code	Coupon Rate	Issue Date	Maturity Date	Trade Date/ Valuation Date	Years To Maturity	Nominal Value	Market Value	Min Trade Price	Max Trade Price	Min Yield	Max Yield
ZM1000004383	14	01/06/2020	01/06/2035	26/02/2025	10	K20,000,000.00	K14,386,688.49	68.56	68.56	21.75	21.75
ZM1000006636	27.75	01/10/2024	01/10/2039	26/02/2025	14	K16,400,000.00	K22,175,446.47	123.74	123.74	22.20	22.20
ZM1000006214	22	02/04/2024	02/04/2029	04/03/2025	4	K20,000,000.00	K22,962,043.56	105.42	105.76	19.85	19.97
ZM1000006214	22	02/04/2024	02/04/2029	27/02/2025	4	K10,000,000.00	K11,497,921.78	114.98	114.98	19.86	19.86
ZM1000001751	14	20/02/2012	16/02/2027	27/02/2025	1	K978,980.00	K1,000,001.14	102.15	102.15	14.00	14.00
ZM1000006925	22.49	16/02/2025	16/02/2035	26/02/2025	10	K20,000,000.00	K20,710,952.88	102.94	102.94	21.75	21.75
ZM1000005646	14	20/02/2023	20/02/2038	27/02/2025	13	K30,150.00	K20,003.34	66.35	66.35	22.00	22.00
ZM1000005901	13	21/08/2023	21/08/2033	21/08/2023	10	K30,000,000.00	K20,556,599.58	68.31	68.31	21.20	21.20
ZM1000004748	14	22/03/2021	22/03/2036	27/02/2025	11	K4,800,000.00	K3,575,025.53	68.27	68.27	21.65	21.65
ZM1000004672	13	25/01/2021	25/01/2031	04/03/2025	5	K85,200,000.00	K64,996,289.41	74.93	74.93	20.50	20.50
ZM1000005794	11	26/06/2023	26/06/2028	27/02/2025	3	K468,124.00	K400,000.00	83.52	83.52	17.75	17.75
ZM1000003922	12	27/08/2018	27/08/2025	27/02/2025	0	K200,000.00	K196,861.39	98.40	98.40	15.50	15.50
ZM1000006669	21.49	28/10/2024	28/10/2029	04/03/2025	4	K100,000,000.00	K112,023,442.46	104.36	104.73	19.85	19.97
ZM1000006669	21.49	28/10/2024	28/10/2029	27/02/2025	4	K50,000,000.00	K56,103,121.23	112.21	112.21	19.85	19.85

Disclaimer: This content is prepared from information received by the Commission through third-party reports. The content is indicative and intended for informational purposes only and shall not in any way be deemed to be investment advice, guidance or recommendation of the SEC. Users are responsible for making investment decisions and are advised to obtain independent professional advice before acting on or using this information.