



**SECURITIES AND EXCHANGE COMMISSION**  
Protecting Investors in the Capital Markets

Date

Wednesday, 26 February 2025

**K301.6M**  
Total Nominal Value

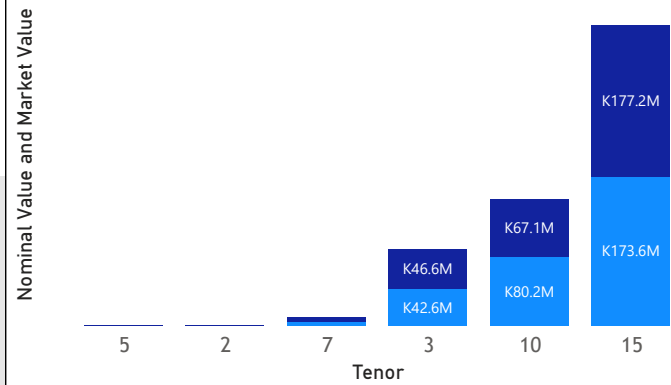
**K296.3M**  
Total Market Value

**47**  
Number of Trades

# GRZ Bonds Secondary Market Trade Summary Report

## Consideration and Nominal Value

● Nominal Value ● Market Value



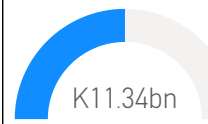
## Range of Trade Prices (ZMW)\*

Tenor	Min	Max
2	99.47	99.47
3	98.34	109.82
5	80.90	80.90
7	85.50	101.60
10	68.16	113.51
15	65.73	123.74

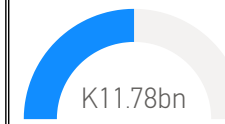
## Range of Yields Rates\*

Tenor	Min	Max
2	17.50	17.50
3	18.50	20.75
5	21.00	21.00
7	21.00	21.50
10	19.10	21.75
15	15.43	22.51

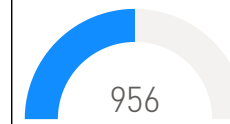
## Market Value YTD



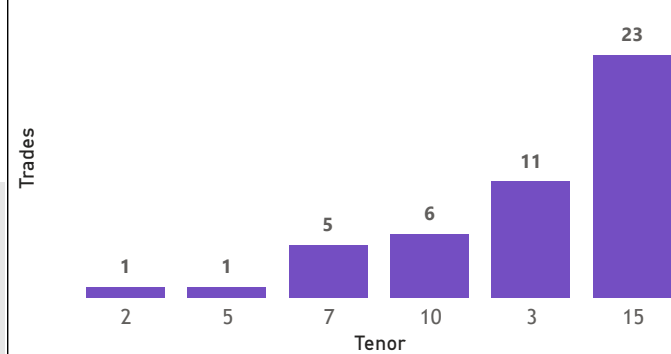
## Nominal Value YTD



## YTD trades



## No. of Trades by Tenor



## Primary Market January 18 2025 Auction

Tenor	Cut- Off Yield Rate	Coupon Rates	Range of Successful Yield Rates
2 Years	16.50	16.50	0.0000-16.5000
3 Years	19.95	19.95	15.0000-19.9500
5 Years	20.80	20.80	7.0000-20.8000
7 Years	21.50	21.50	12.0000-21.5000
10 Years	22.50	22.50	0.2300-22.5000
15 Years	23.25	23.25	0.2300-23.2500

\*Disclaimer: This content is prepared from information received by the Commission through third-party reports. The range of prices by tenor and range of yields by tenor are based on dealer submissions. The content is indicative and intended for informational purposes only and shall not in any way be deemed to be investment advice, guidance or recommendation of the SEC. Users are responsible for making investment decisions and are advised to obtain independent professional advice before acting on or using this information.



# GRZ Bonds Secondary Market Trade Summary Report

ISIN Code	Coupon Rate	Issue Date	Maturity Date	Trade Date/ Valuation Date	Years To Maturity	Nominal Value	Market Value	Min Trade Price	Max Trade Price	Min Yield	Max Yield
ZM1000004383	14	01/06/2020	01/06/2035	26/02/2025	10	K20,270,000.00	K14,574,873.32	69.70	71.93	21.76	22.50
ZM1000006594	21.45	01/10/2024	01/10/2027	26/02/2025	2	K500,000.00	K550,438.38	101.27	101.27	20.75	20.75
ZM1000006636	27.75	01/10/2024	01/10/2039	26/02/2025	14	K16,400,000.00	K22,175,446.47	123.74	123.74	22.20	22.20
ZM1000006198	17	02/04/2024	02/04/2026	26/02/2025	1	K250,000.00	K212,720.38	99.47	99.47	17.50	17.50
ZM1000006537	21.5	02/09/2024	02/09/2027	26/02/2025	2	K250,000.00	K280,908.80	101.88	101.88	20.50	20.50
ZM1000006925	22.49	16/02/2025	16/02/2035	26/02/2025	10	K20,000,000.00	K20,710,952.88	103.55	103.55	21.75	21.75
ZM1000001512	14	22/08/2011	18/08/2026	22/08/2011	15	K26,000,000.00	K25,818,589.46	98.97	98.97	15.80	15.80
ZM1000001512	14	22/08/2011	18/08/2026	26/02/2025	1	K30,000,000.00	K29,968,034.66	99.13	100.03	15.43	15.68
ZM1000005430	11	19/09/2022	19/09/2027	26/02/2025	2	K150,000.00	K128,586.60	80.90	80.90	21.00	21.00
ZM1000005901	13	21/08/2023	21/08/2033	21/08/2023	10	K50,000,000.00	K34,169,591.10	68.16	68.16	21.25	21.25
ZM1000004730	12	22/03/2021	22/03/2028	26/02/2025	3	K233,814.00	K200,000.58	85.50	85.50	21.00	21.00
ZM1000004748	14	22/03/2021	22/03/2036	03/03/2025	11	K9,000,000.00	K6,476,120.88	65.73	65.76	22.50	22.51
ZM1000004748	14	22/03/2021	22/03/2036	26/02/2025	11	K4,500,000.00	K3,238,703.94	65.76	65.76	22.50	22.50
ZM1000006479	20.5	22/07/2024	22/07/2027	26/02/2025	2	K250,000.00	K257,163.50	100.84	100.84	20.00	20.00
ZM1000006776	20	23/12/2024	23/12/2027	26/02/2025	2	K250,000.00	K254,901.36	98.34	98.34	20.75	20.75
ZM1000006446	20.5	24/06/2024	24/06/2027	26/02/2025	2	K300,000.00	K313,301.87	100.78	100.78	20.00	20.00
ZM1000006719	19.9	25/11/2024	25/11/2027	26/02/2025	2	K250,000.00	K258,735.79	98.35	98.35	20.75	20.75
ZM1000006750	23.29	25/11/2024	25/11/2039	03/03/2025	14	K16,300,000.00	K18,058,673.09	104.54	104.54	22.20	22.20
ZM1000006750	23.29	25/11/2024	25/11/2039	26/02/2025	14	K46,300,000.00	K51,295,494.73	110.79	110.79	22.20	22.20
ZM1000005810	13	26/06/2023	26/06/2033	26/02/2025	8	K647,000.00	K499,397.43	77.19	77.19	19.10	19.10
ZM1000005828	14	26/06/2023	26/06/2038	26/02/2025	13	K90,000.00	K60,373.18	67.09	67.09	22.40	22.40
ZM1000006321	20	27/05/2024	27/05/2027	26/02/2025	2	K250,000.00	K262,312.67	99.88	99.88	20.00	20.00

Disclaimer: This content is prepared from information received by the Commission through third-party reports. The content is indicative and intended for informational purposes only and shall not in any way be deemed to be investment advice, guidance or recommendation of the SEC. Users are responsible for making investment decisions and are advised to obtain independent professional advice before acting on or using this information.