



**SECURITIES AND EXCHANGE COMMISSION**  
Protecting Investors in the Capital Markets

Date

< Tuesday, 25 February 2025 >

**K176.9M**

Total Nominal Value

**K190.9M**

Total Market Value

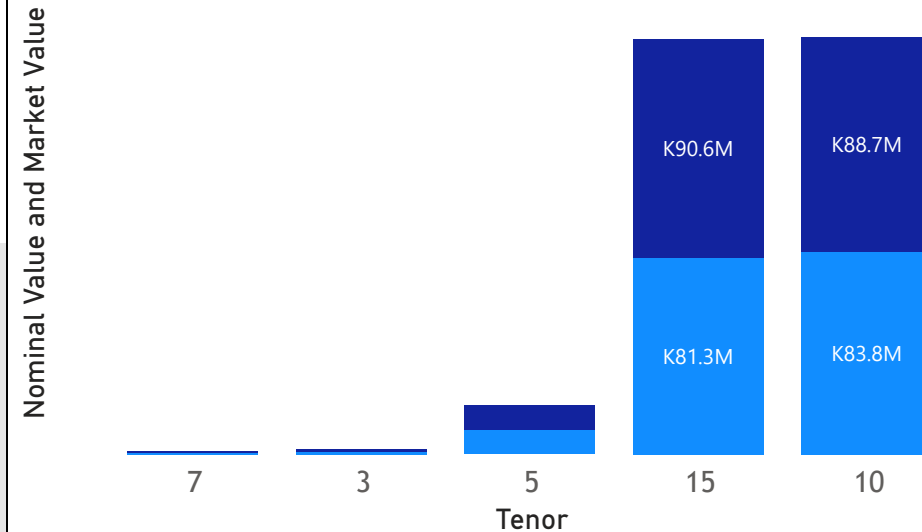
**30**

Number of Trades

# GRZ Bonds Secondary Market Trade Summary Report

## Consideration and Nominal Value

● Nominal Value ● Market Value



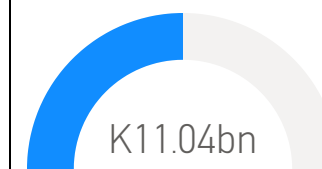
## Range of Trade Prices (ZMW)\*

Tenor	Min	Max
3	106.25	106.25
5	94.33	105.57
7	78.93	78.93
10	74.30	108.56
15	66.60	114.83

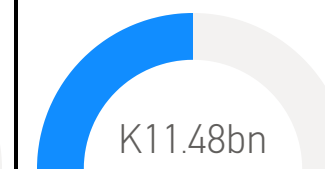
## Range of Yields Rates\*

Tenor	Min	Max
3	16.19	16.19
5	15.85	24.90
7	19.75	19.75
10	15.85	22.00
15	20.00	22.60

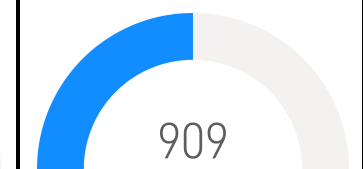
## Market Value YTD



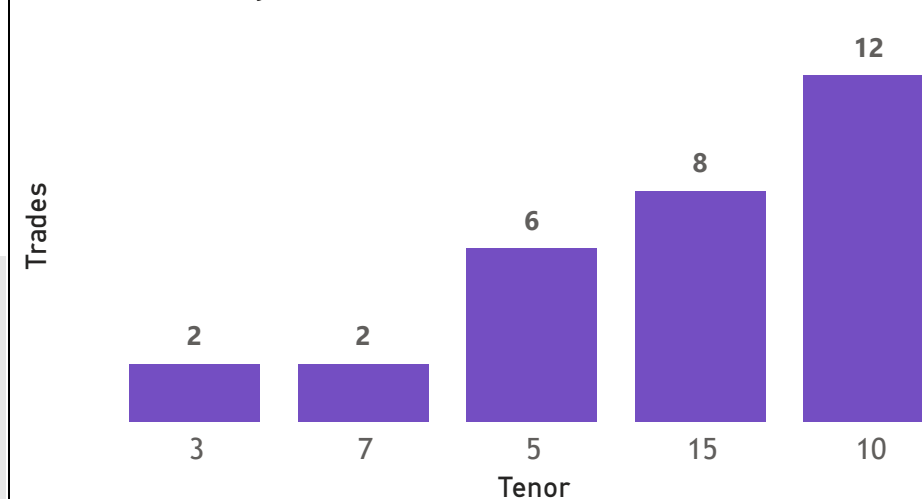
## Nominal Value YTD



## YTD trades



## No. of Trades by Tenor



## Primary Market January 18 2025 Auction

Tenor	Cut- Off Yield Rate	Coupon Rates	Range of Successful Yield Rates
2 Years	16.50	16.50	0.0000-16.5000
3 Years	19.95	19.95	15.0000-19.9500
5 Years	20.80	20.80	7.0000-20.8000
7 Years	21.50	21.50	12.0000-21.5000
10 Years	22.50	22.50	0.2300-22.5000
15 Years	23.25	23.25	0.2300-23.2500

\*Disclaimer: This content is prepared from information received by the Commission through third-party reports. The range of prices by tenor and range of yields by tenor are based on dealer submissions. The content is indicative and intended for informational purposes only and shall not in any way be deemed to be investment advice, guidance or recommendation of the SEC. Users are responsible for making investment decisions and are advised to obtain independent professional advice before acting on or using this information.

# GRZ Bonds Secondary Market Trade Summary Report

ISIN Code	Coupon Rate	Issue Date	Maturity Date	Trade Date/ Valuation Date	Years To Maturity	Nominal Value	Market Value	Min Trade Price	Max Trade Price	Min Yield	Max Yield
ZM1000004383	14	01/06/2020	01/06/2035	25/02/2025	10	K723,233.00	K559,630.41	73.31	77.45	20.00	20.25
ZM1000006909	20.25	16/02/2025	16/02/2030	25/02/2025	4	K515,000.00	K514,831.60	99.52	99.52	20.40	20.40
ZM1000006149	20	19/02/2024	19/02/2027	19/02/2024	3	K1,020,000.00	K1,086,511.88	106.25	106.25	16.19	16.19
ZM1000006875	23.25	20/01/2025	20/01/2040	24/02/2025	14	K322,000.00	K369,738.60	114.83	114.83	20.50	20.50
ZM1000005208	12	23/03/2022	23/03/2029	23/03/2022	7	K618,274.00	K520,000.00	78.93	78.93	19.75	19.75
ZM1000004656	11	25/01/2021	25/01/2026	24/02/2025	0	K105,000.00	K99,129.57	94.41	94.41	19.00	19.00
ZM1000006743	22.5	25/11/2024	25/11/2034	25/02/2025	9	K59,604,743.00	K64,499,387.71	101.83	108.56	21.75	22.00
ZM1000006743	22.5	25/11/2024	25/11/2034	27/02/2025	9	K20,000,000.00	K21,686,464.11	102.64	102.64	21.80	21.80
ZM1000005810	13	26/06/2023	26/06/2033	25/02/2025	8	K528,234.00	K399,814.39	74.30	77.15	19.10	20.00
ZM1000006339	22	27/05/2024	27/05/2029	25/02/2025	4	K500,000.00	K489,561.29	97.91	97.91	24.90	24.90
ZM1000006339	22	27/05/2024	27/05/2029	27/05/2024	5	K816,000.00	K905,253.12	105.57	105.57	19.95	19.95
ZM1000005109	14	27/12/2021	27/12/2036	25/02/2025	11	K144,920.00	K100,001.74	69.02	69.02	22.00	22.00
ZM1000005588	14	27/12/2022	27/12/2037	25/02/2025	12	K60,000.00	K39,958.42	66.60	66.60	22.60	22.60
ZM1000004839	11	28/06/2021	28/06/2026	25/02/2025	1	K8,305,200.00	K7,986,959.02	94.33	94.33	15.85	15.85
ZM1000006693	23.49	28/10/2024	28/10/2039	25/02/2025	14	K80,000,000.00	K89,533,801.64	107.07	111.90	22.50	22.50
ZM1000002999	13	29/08/2016	29/08/2026	25/02/2025	1	K3,674,000.00	K2,076,911.86	96.32	96.32	15.85	15.85

Disclaimer: This content is prepared from information received by the Commission through third-party reports. The content is indicative and intended for informational purposes only and shall not in any way be deemed to be investment advice, guidance or recommendation of the SEC. Users are responsible for making investment decisions and are advised to obtain independent professional advice before acting on or using this information.