



SECURITIES AND EXCHANGE COMMISSION
Protecting Investors in the Capital Markets

Date

< Monday, 24 February 2025 >

K136.0M

Total Nominal Value

K134.0M

Total Market Value

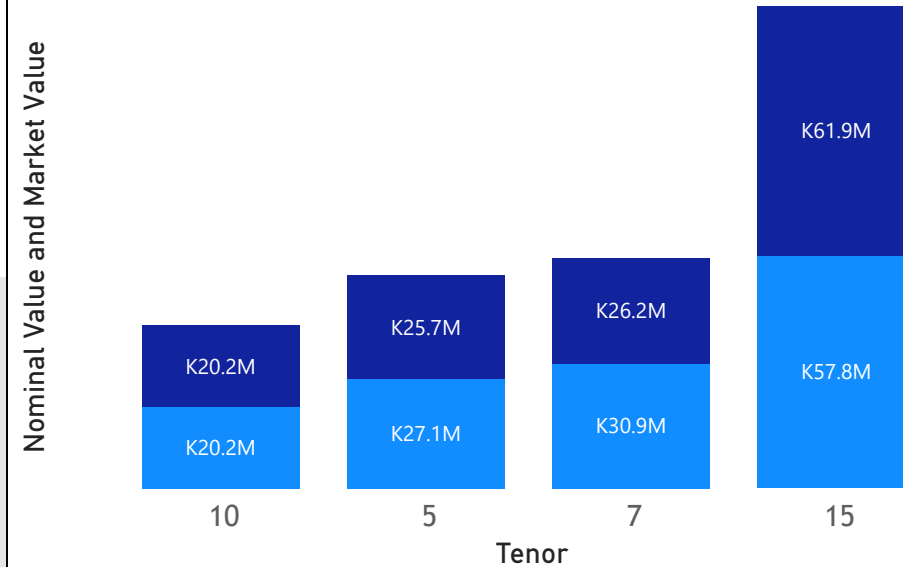
21

Number of Trades

GRZ Bonds Secondary Market Trade Summary Report

Consideration and Nominal Value

● Nominal Value ● Market Value



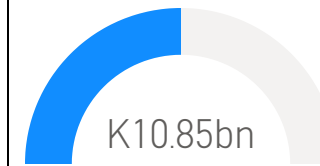
Range of Trade Prices (ZMW)*

Tenor	Min	Max
5	94.25	94.33
7	78.93	106.03
10	67.70	128.49
15	68.32	146.26

Range of Yields Rates*

Tenor	Min	Max
5	15.85	15.86
7	19.50	19.75
10	15.50	21.50
15	15.54	22.80

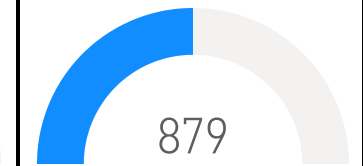
Market Value YTD



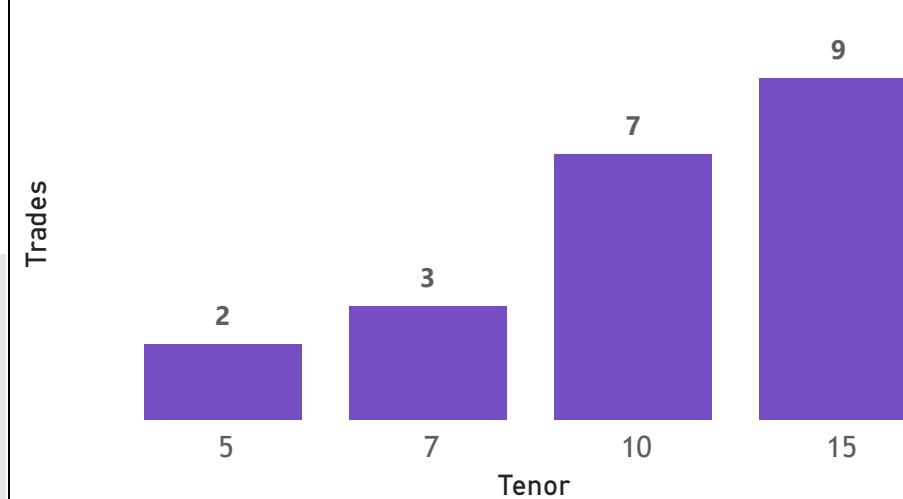
Nominal Value YTD



YTD trades



No. of Trades by Tenor



Primary Market January 18 2025 Auction

Tenor	Cut- Off Yield Rate	Coupon Rates	Range of Successful Yield Rates
2 Years	16.50	16.50	0.0000-16.5000
3 Years	19.95	19.95	15.0000-19.9500
5 Years	20.80	20.80	7.0000-20.8000
7 Years	21.50	21.50	12.0000-21.5000
10 Years	22.50	22.50	0.2300-22.5000
15 Years	23.25	23.25	0.2300-23.2500

*Disclaimer: This content is prepared from information received by the Commission through third-party reports. The range of prices by tenor and range of yields by tenor are based on dealer submissions. The content is indicative and intended for informational purposes only and shall not in any way be deemed to be investment advice, guidance or recommendation of the SEC. Users are responsible for making investment decisions and are advised to obtain independent professional advice before acting on or using this information.



GRZ Bonds Secondary Market Trade Summary Report

ISIN Code	Coupon Rate	Issue Date	Maturity Date	Trade Date/ Valuation Date	Years To Maturity	Nominal Value	Market Value	Min Trade Price	Max Trade Price	Min Yield	Max Yield
ZM1000006578	28.35	02/09/2024	02/09/2039	24/02/2025	14	K683,892.00	K999,999.30	146.26	146.26	21.00	21.00
ZM1000003112	13	05/12/2016	05/12/2026	24/02/2025	1	K8,302,111.00	K8,181,940.56	98.55	98.55	15.86	15.86
ZM1000006917	21	16/02/2025	16/02/2032	24/02/2025	7	K943,098.00	K999,999.58	106.03	106.03	19.50	19.50
ZM1000006933	22.8	16/02/2025	16/02/2040	24/02/2025	15	K920,666.00	K1,000,000.02	108.62	108.62	21.00	21.00
ZM1000001637	14	21/11/2011	17/11/2026	24/02/2025	1	K10,873,500.00	K11,216,626.15	102.75	103.39	15.54	15.89
ZM1000005901	13	21/08/2023	21/08/2033	24/02/2025	8	K147,720.00	K100,000.98	67.70	67.70	21.50	21.50
ZM1000003054	13	21/11/2016	21/11/2026	24/02/2025	1	K11,014,000.00	K10,952,315.28	99.19	99.82	15.50	15.85
ZM1000005208	12	23/03/2022	23/03/2029	23/03/2022	7	K30,000,000.00	K25,198,174.11	78.93	78.93	19.75	19.75
ZM1000006750	23.29	25/11/2024	25/11/2039	25/11/2024	15	K45,000,000.00	K48,469,116.58	101.90	101.90	22.80	22.80
ZM1000005075	11	27/12/2021	27/12/2026	24/02/2025	1	K18,785,000.00	K17,704,896.73	94.25	94.25	15.86	15.86
ZM1000005109	14	27/12/2021	27/12/2036	24/02/2025	11	K292,800.00	K200,001.26	68.32	68.32	22.25	22.25
ZM1000004839	11	28/06/2021	28/06/2026	27/02/2025	1	K8,305,200.00	K7,986,957.71	94.33	94.33	15.85	15.85
ZM1000006297	24.97	30/04/2024	30/04/2034	24/02/2025	9	K778,416.00	K1,000,001.40	128.49	128.49	20.00	20.00

Disclaimer: This content is prepared from information received by the Commission through third-party reports. The content is indicative and intended for informational purposes only and shall not in any way be deemed to be investment advice, guidance or recommendation of the SEC. Users are responsible for making investment decisions and are advised to obtain independent professional advice before acting on or using this information.