



**SECURITIES AND EXCHANGE COMMISSION**  
Protecting Investors in the Capital Markets

Date

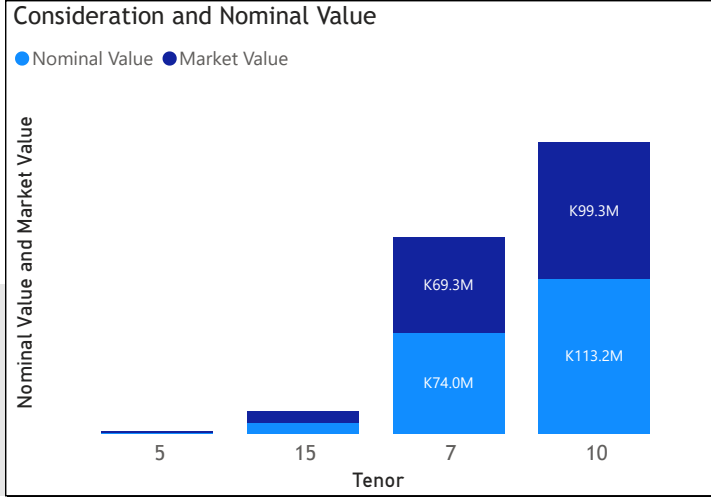
< Friday, 21 February 2025 >

**K196.3M**  
Total Nominal Value

**K177.8M**  
Total Market Value

**15**  
Number of Trades

# GRZ Bonds Secondary Market Trade Summary Report

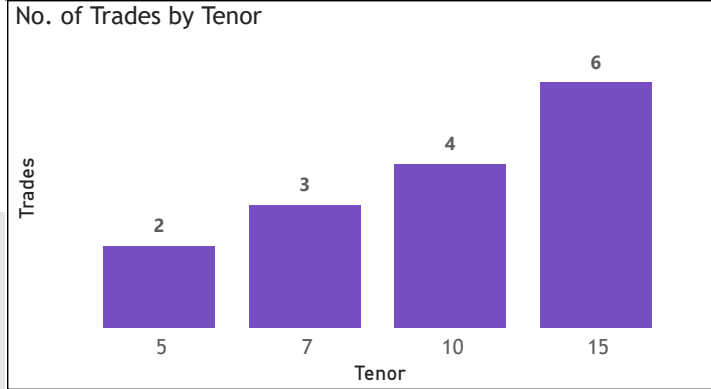
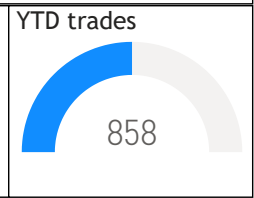
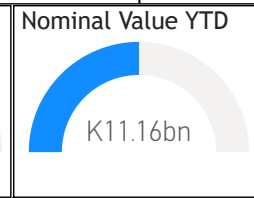
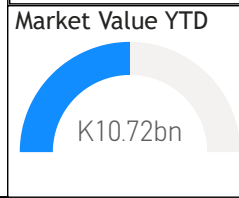


### Range of Trade Prices (ZMW)\*

Tenor	Min	Max
5	96.92	96.92
7	78.90	101.99
10	68.36	112.47
15	67.70	125.06

### Range of Yields Rates\*

Tenor	Min	Max
5	14.00	14.00
7	16.13	20.90
10	21.18	22.00
15	14.00	22.00



### Primary Market January 18 2025 Auction

Tenor	Cut- Off Yield Rate	Coupon Rates	Range of Successful Yield Rates
2 Years	16.50	16.50	0.0000-16.5000
3 Years	19.95	19.95	15.0000-19.9500
5 Years	20.80	20.80	7.0000-20.8000
7 Years	21.50	21.50	12.0000-21.5000
10 Years	22.50	22.50	0.2300-22.5000
15 Years	23.25	23.25	0.2300-23.2500

\*Disclaimer: This content is prepared from information received by the Commission through third-party reports. The range of prices by tenor and range of yields by tenor are based on dealer submissions. The content is indicative and intended for informational purposes only and shall not in any way be deemed to be investment advice, guidance or recommendation of the SEC. Users are responsible for making investment decisions and are advised to obtain independent professional advice before acting on or using this information.

# GRZ Bonds Secondary Market Trade Summary Report

ISIN Code	Coupon Rate	Issue Date	Maturity Date	Trade Date/ Valuation Date	Years To Maturity	Nominal Value	Market Value	Min Trade Price	Max Trade Price	Min Yield	Max Yield
ZM1000001751	14	20/02/2012	16/02/2027	21/02/2025	1	K7,843,460.00	K8,000,005.04	102.00	102.00	14.00	14.00
ZM1000006925	22.49	16/02/2025	16/02/2035	21/02/2025	10	K60,000,000.00	K61,450,938.90	101.93	102.42	22.00	22.00
ZM1000006172	24.97	19/02/2024	19/02/2034	26/02/2025	9	K3,154,000.00	K3,562,256.18	112.47	112.47	21.75	21.75
ZM1000005901	13	21/08/2023	21/08/2033	26/02/2025	8	K50,000,000.00	K34,271,191.10	68.36	68.36	21.18	21.18
ZM1000006511	27.25	22/07/2024	22/07/2039	21/02/2025	14	K159,944.00	K200,001.18	125.06	125.06	22.00	22.00
ZM1000005208	12	23/03/2022	23/03/2029	23/03/2022	7	K40,000,000.00	K33,545,593.42	78.90	78.90	19.75	19.75
ZM1000004508	14	24/08/2020	24/08/2035	21/02/2025	10	K253,200.00	K171,510.74	67.70	67.74	22.00	22.00
ZM1000004136	12	26/08/2019	26/08/2026	26/08/2019	7	K15,450,000.00	K15,533,543.02	94.66	94.66	16.13	16.13
ZM1000005075	11	27/12/2021	27/12/2026	21/02/2025	1	K825,504.00	K800,000.00	96.92	96.92	14.00	14.00
ZM1000006677	21.5	28/10/2024	28/10/2031	28/10/2024	7	K18,591,000.00	K20,230,405.82	101.99	101.99	20.90	20.90