



SECURITIES AND EXCHANGE COMMISSION
Protecting Investors in the Capital Markets

Date

< Thursday, 20 February 2025 >

K1.2bn

Total Nominal Value

K1.2bn

Total Market Value

51

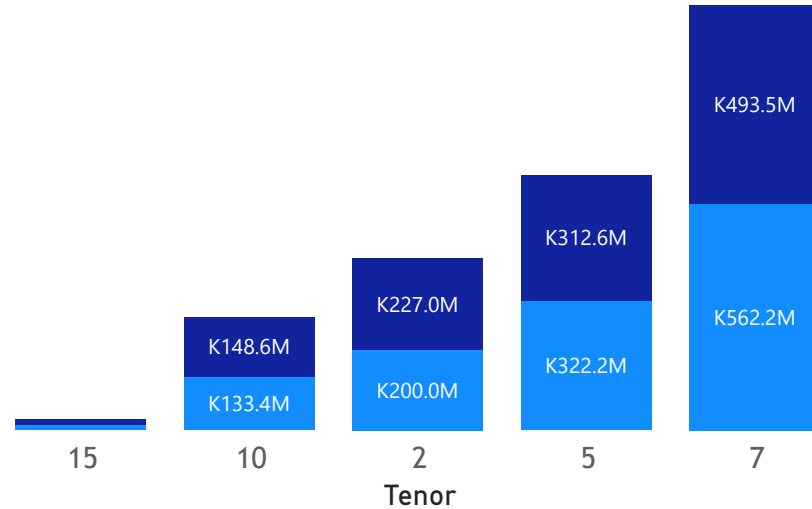
Number of Trades

GRZ Bonds Secondary Market Trade Summary Report

Consideration and Nominal Value

● Nominal Value ● Market Value

Nominal Value and Market Value



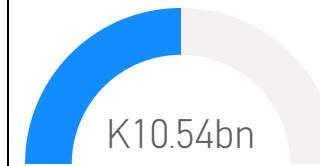
Range of Trade Prices (ZMW)*

Tenor	Min	Max
2	113.48	113.48
5	87.51	101.54
7	78.23	112.66
10	79.01	130.82
15	58.20	148.90

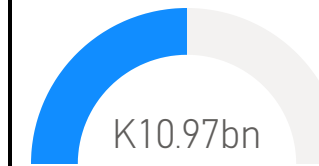
Range of Yields Rates*

Tenor	Min	Max
2	15.65	15.65
5	14.00	22.35
7	15.00	20.90
10	22.07	22.49
15	17.00	25.39

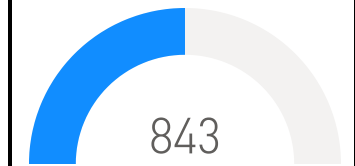
Market Value YTD



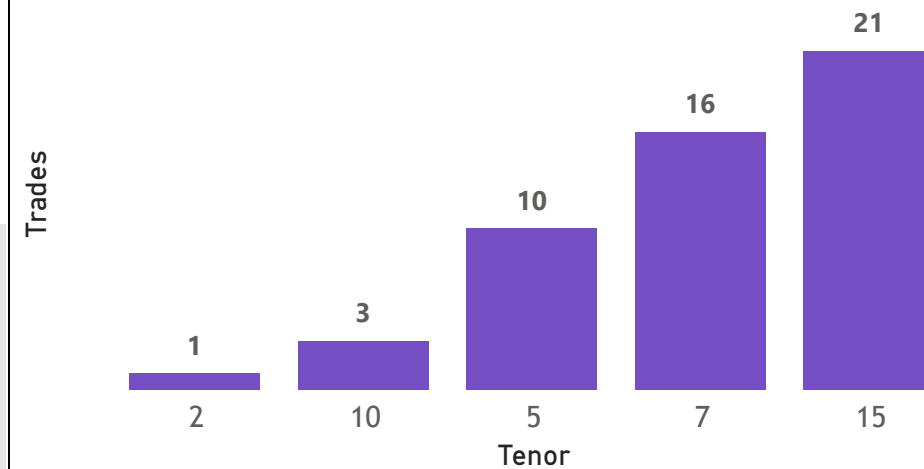
Nominal Value YTD



YTD trades



No. of Trades by Tenor



Primary Market January 18 2025 Auction

Tenor	Cut- Off Yield Rate	Coupon Rates	Range of Successful Yield Rates
2 Years	16.50	16.50	0.0000-16.5000
3 Years	19.95	19.95	15.0000-19.9500
5 Years	20.80	20.80	7.0000-20.8000
7 Years	21.50	21.50	12.0000-21.5000
10 Years	22.50	22.50	0.2300-22.5000
15 Years	23.25	23.25	0.2300-23.2500

*Disclaimer: This content is prepared from information received by the Commission through third-party reports. The range of prices by tenor and range of yields by tenor are based on dealer submissions. The content is indicative and intended for informational purposes only and shall not in any way be deemed to be investment advice, guidance or recommendation of the SEC. Users are responsible for making investment decisions and are advised to obtain independent professional advice before acting on or using this information.



GRZ Bonds Secondary Market Trade Summary Report

ISIN Code	Coupon Rate	Issue Date	Maturity Date	Trade Date/ Valuation Date	Years To Maturity	Nominal Value	Market Value	Min Trade Price	Max Trade Price	Min Yield	Max Yield
ZM1000004383	14	01/06/2020	01/06/2035	17/02/2025	10	K1,653,000.00	K1,248,915.57	75.55	75.55	20.47	21.04
ZM1000004383	14	01/06/2020	01/06/2035	20/02/2025	10	K1,540,000.00	K1,177,828.98	69.30	77.25	20.00	21.50
ZM1000006529	19	02/09/2024	02/09/2026	19/02/2025	1	K200,000,000.00	K226,957,378.08	113.48	113.48	15.65	15.65
ZM1000006560	26.75	02/09/2024	02/09/2034	18/02/2025	9	K50,000,000.00	K65,407,595.89	130.82	130.82	22.07	22.07
ZM1000006578	28.35	02/09/2024	02/09/2039	20/02/2025	14	K1,343,518.00	K1,999,998.90	148.90	148.90	20.50	20.50
ZM1000005240	12	03/05/2022	03/05/2029	18/02/2025	4	K44,375,000.00	K36,267,059.57	81.73	81.73	19.88	19.88
ZM1000006909	20.25	16/02/2025	16/02/2030	17/02/2025	5	K13,850,000.00	K14,063,913.25	101.54	101.54	19.75	19.75
ZM1000006917	21	16/02/2025	16/02/2032	17/02/2025	7	K13,500,000.00	K13,745,295.00	101.82	101.82	20.50	20.50
ZM1000006925	22.49	16/02/2025	16/02/2035	17/02/2025	10	K82,188,582.00	K82,236,182.70	100.00	100.00	22.49	22.49
ZM1000004102	12	17/06/2019	17/06/2026	19/02/2025	1	K68,590,582.00	K67,664,306.41	98.65	98.65	15.00	15.00
ZM1000001637	14	21/11/2011	17/11/2026	17/02/2025	1	K596,000.00	K548,640.11	92.05	92.05	23.62	23.62
ZM1000003997	13	17/12/2018	17/12/2028	17/02/2025	3	K1,185,000.00	K936,215.99	79.01	79.01	22.35	22.35
ZM1000001140	14	22/11/2010	18/11/2025	20/02/2025	0	K469,488.00	K481,179.70	102.50	102.50	17.00	17.00
ZM1000005919	14	21/08/2023	21/08/2038	28/05/2024	14	K990,000.00	K749,530.82	66.25	66.25	20.47	21.05
ZM1000004748	14	22/03/2021	22/03/2036	02/12/2025	10	K1,620,000.00	K1,249,904.72	77.15	77.15	20.62	20.62
ZM1000005612	14	23/01/2023	23/01/2038	17/02/2025	12	K430,000.00	K250,256.44	58.20	58.20	25.39	25.39
ZM1000005208	12	23/03/2022	23/03/2029	18/02/2025	4	K227,755,000.00	K189,456,279.98	82.62	83.84	19.73	20.25
ZM1000005208	12	23/03/2022	23/03/2029	21/02/2025	4	K40,000,000.00	K33,545,593.42	78.90	78.90	19.75	19.75
ZM1000005208	12	23/03/2022	23/03/2029	24/02/2025	4	K60,000,000.00	K50,361,484.11	78.81	78.93	19.75	19.80
ZM1000005851	14	24/07/2023	24/07/2038	17/02/2025	13	K106,000.00	K73,945.86	69.76	69.76	21.02	21.02
ZM1000004656	11	25/01/2021	25/01/2026	13/02/2025	0	K862,000.00	K789,341.91	91.57	91.57	22.35	22.35
ZM1000004656	11	25/01/2021	25/01/2026	19/02/2025	0	K122,753,205.00	K120,625,644.77	98.27	98.27	14.00	14.00

Disclaimer: This content is prepared from information received by the Commission through third-party reports. The content is indicative and intended for informational purposes only and shall not in any way be deemed to be investment advice, guidance or recommendation of the SEC. Users are responsible for making investment decisions and are advised to obtain independent professional advice before acting on or using this information.