



SECURITIES AND EXCHANGE COMMISSION
Protecting Investors in the Capital Markets

Date

< Wednesday, 19 February 2025 >

K1.4bn

Total Nominal Value

K1.3bn

Total Market Value

42

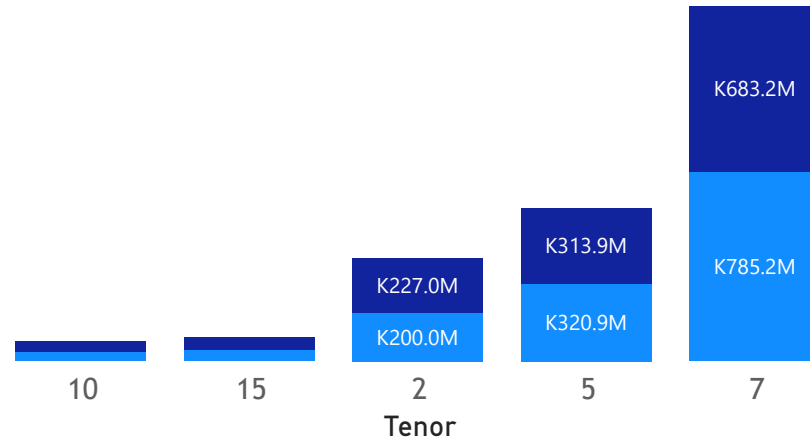
Number of Trades

GRZ Bonds Secondary Market Trade Summary Report

Consideration and Nominal Value

● Nominal Value ● Market Value

Nominal Value and Market Value



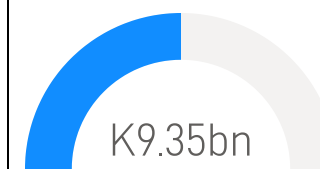
Range of Trade Prices (ZMW)*

Tenor	Min	Max
2	113.48	113.48
5	87.51	101.54
7	78.23	123.97
10	69.03	106.44
15	74.62	108.32

Range of Yields Rates*

Tenor	Min	Max
2	15.64	15.64
5	14.00	23.10
7	15.00	21.40
10	21.00	22.25
15	18.25	22.80

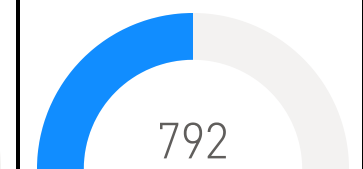
Market Value YTD



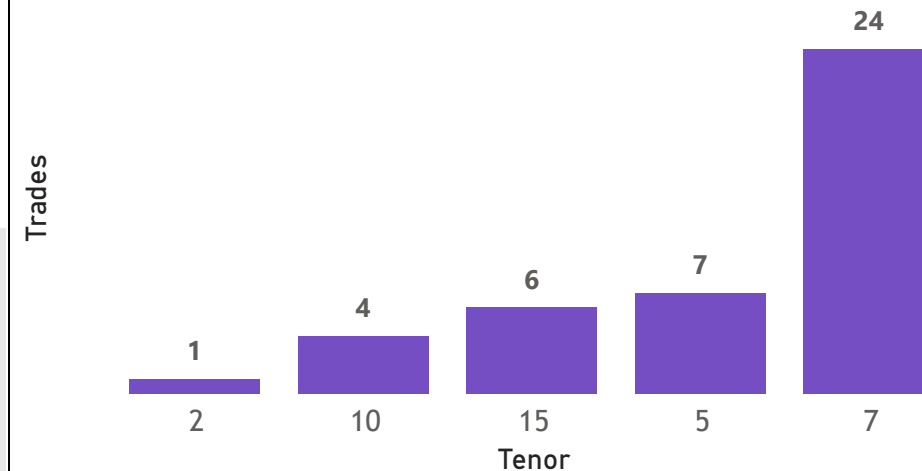
Nominal Value YTD



YTD trades



No. of Trades by Tenor



Primary Market January 18 2025 Auction

Tenor	Cut- Off Yield Rate	Coupon Rates	Range of Successful Yield Rates
2 Years	16.50	16.50	0.0000-16.5000
3 Years	19.95	19.95	15.0000-19.9500
5 Years	20.80	20.80	7.0000-20.8000
7 Years	21.50	21.50	12.0000-21.5000
10 Years	22.50	22.50	0.2300-22.5000
15 Years	23.25	23.25	0.2300-23.2500

*Disclaimer: This content is prepared from information received by the Commission through third-party reports. The range of prices by tenor and range of yields by tenor are based on dealer submissions. The content is indicative and intended for informational purposes only and shall not in any way be deemed to be investment advice, guidance or recommendation of the SEC. Users are responsible for making investment decisions and are advised to obtain independent professional advice before acting on or using this information.

GRZ Bonds Secondary Market Trade Summary Report

ISIN Code	Coupon Rate	Issue Date	Maturity Date	Trade Date/ Valuation Date	Years To Maturity	Nominal Value	Market Value	Min Trade Price	Max Trade Price	Min Yield	Max Yield
ZM1000006529	19	02/09/2024	02/09/2026	19/02/2025	1	K200,000,000.00	K226,957,378.08	113.48	113.48	15.64	15.64
ZM1000006552	25	02/09/2024	02/09/2031	02/09/2024	7	K3,500,000.00	K4,339,003.75	112.33	112.33	21.40	21.40
ZM1000006552	25	02/09/2024	02/09/2031	19/02/2025	6	K40,000,000.00	K49,588,600.00	123.97	123.97	21.40	21.40
ZM1000005240	12	03/05/2022	03/05/2029	03/05/2022	7	K44,375,000.00	K36,397,965.82	78.47	78.47	19.75	19.75
ZM1000005240	12	03/05/2022	03/05/2029	18/02/2025	4	K44,375,000.00	K36,267,059.57	81.73	81.73	19.88	19.88
ZM1000005240	12	03/05/2022	03/05/2029	19/02/2025	4	K44,375,000.00	K36,397,965.82	78.47	78.47	19.75	19.75
ZM1000006909	20.25	16/02/2025	16/02/2030	17/02/2025	5	K113,850,000.00	K114,169,272.15	99.99	101.54	19.75	20.25
ZM1000006917	21	16/02/2025	16/02/2032	17/02/2025	7	K13,500,000.00	K13,745,295.00	101.82	101.82	20.50	20.50
ZM1000006933	22.8	16/02/2025	16/02/2040	19/02/2025	15	K1,846,376.00	K1,999,999.98	108.32	108.32	21.00	21.00
ZM1000004102	12	17/06/2019	17/06/2026	19/02/2025	1	K68,590,582.00	K67,664,309.41	98.65	98.65	15.00	15.00
ZM1000005901	13	21/08/2023	21/08/2033	19/02/2025	8	K579,450.00	K400,003.40	69.03	69.03	21.00	21.00
ZM1000005919	14	21/08/2023	21/08/2038	14/02/2025	13	K660,000.00	K499,799.00	75.73	75.73	21.05	21.05
ZM1000005208	12	23/03/2022	23/03/2029	18/02/2025	4	K227,755,000.00	K189,456,279.98	82.62	83.84	19.73	20.25
ZM1000005208	12	23/03/2022	23/03/2029	19/02/2025	4	K127,755,000.00	K107,205,205.87	78.88	79.23	19.60	19.75
ZM1000005208	12	23/03/2022	23/03/2029	23/03/2022	7	K127,755,000.00	K107,205,205.87	78.88	79.23	19.60	19.75
ZM1000004656	11	25/01/2021	25/01/2026	17/02/2025	0	K557,000.00	K507,248.90	91.07	91.07	23.10	23.10
ZM1000004656	11	25/01/2021	25/01/2026	19/02/2025	0	K122,753,205.00	K120,625,644.77	98.21	98.21	14.00	14.00
ZM1000006743	22.5	25/11/2024	25/11/2034	19/02/2025	9	K40,000,000.00	K42,576,355.62	106.43	106.44	22.25	22.25
ZM1000006750	23.29	25/11/2024	25/11/2039	19/02/2025	14	K45,000,000.00	K48,469,116.58	107.71	107.71	22.80	22.80
ZM1000005315	11	27/06/2022	27/06/2027	18/02/2025	2	K16,335,000.00	K14,525,228.57	88.92	88.92	17.83	17.83
ZM1000005315	11	27/06/2022	27/06/2027	19/02/2025	2	K16,335,000.00	K14,560,005.78	87.51	87.51	17.70	17.70
ZM1000004839	11	28/06/2021	28/06/2026	19/02/2025	1	K51,055,000.00	K49,468,534.42	96.82	96.82	15.00	15.00

Disclaimer: This content is prepared from information received by the Commission through third-party reports. The content is indicative and intended for informational purposes only and shall not in any way be deemed to be investment advice, guidance or recommendation of the SEC. Users are responsible for making investment decisions and are advised to obtain independent professional advice before acting on or using this information.