



**SECURITIES AND EXCHANGE COMMISSION**  
Protecting Investors in the Capital Markets

Date  
Monday, 17 February 2025

**K92.9M**  
Total Nominal Value

**K92.8M**  
Total Market Value

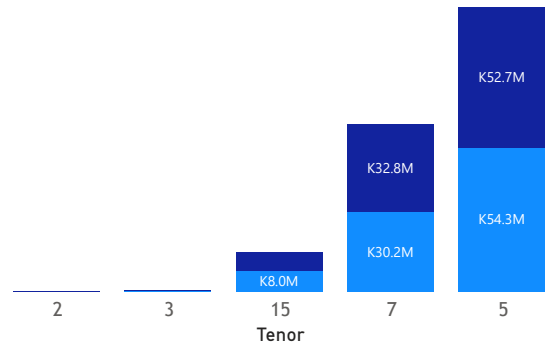
**30**  
Number of Trades

# GRZ Bonds Secondary Market Trade Summary Report

## Consideration and Nominal Value

● Nominal Value ● Market Value

Nominal Value and Market Value



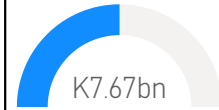
## Range of Trade Prices (ZMW)\*

Tenor	Min	Max
2	101.71	101.71
3	105.22	105.22
5	77.33	110.09
7	101.98	110.95
15	68.11	111.03

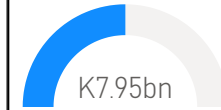
## Range of Yields Rates\*

Tenor	Min	Max
2	15.22	15.22
3	17.00	17.00
5	15.55	19.77
7	20.81	20.90
15	18.50	21.95

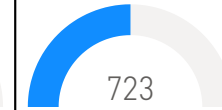
## Market Value YTD



## Nominal Value YTD

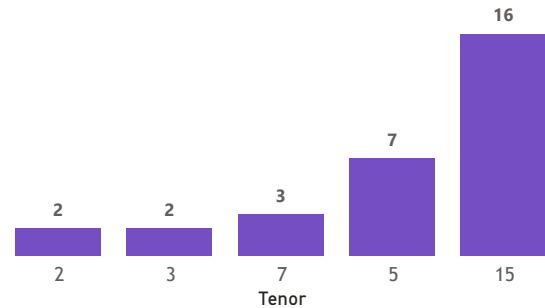


## YTD trades



## No. of Trades by Tenor

Trades



## Primary Market January 18 2025 Auction

Tenor	Cut- Off Yield Rate	Coupon Rates	Range of Successful Yield Rates
2 Years	16.50	16.50	0.0000-16.5000
3 Years	19.95	19.95	15.0000-19.9500
5 Years	20.80	20.80	7.0000-20.8000
7 Years	21.50	21.50	12.0000-21.5000
10 Years	22.50	22.50	0.2300-22.5000
15 Years	23.25	23.25	0.2300-23.2500

\*Disclaimer: This content is prepared from information received by the Commission through third-party reports. The range of prices by tenor and range of yields by tenor are based on dealer submissions. The content is indicative and intended for informational purposes only and shall not in any way be deemed to be investment advice, guidance or recommendation of the SEC. Users are responsible for making investment decisions and are advised to obtain independent professional advice before acting on or using this information.

# GRZ Bonds Secondary Market Trade Summary Report

ISIN Code	Coupon Rate	Issue Date	Maturity Date	Trade Date/ Valuation Date	Years To Maturity	Nominal Value	Market Value	Min Trade Price	Max Trade Price	Min Yield	Max Yield
ZM1000004383	14	01/06/2020	01/06/2035	12/02/2025	10	K1,653,000.00	K1,248,915.57	75.55	75.55	20.47	20.47
ZM1000006198	17	02/04/2024	02/04/2026	02/04/2024	2	K170,000.00	K183,838.34	101.71	101.71	15.22	15.22
ZM1000006933	22.8	16/02/2025	16/02/2040	17/02/2025	15	K1,478,718.00	K1,599,999.00	108.20	108.20	21.00	21.00
ZM1000005919	14	21/08/2023	21/08/2038	12/02/2025	13	K330,000.00	K249,731.82	75.68	75.68	21.04	21.04
ZM1000004748	14	22/03/2021	22/03/2036	12/02/2025	11	K1,620,000.00	K1,249,904.72	77.15	77.15	20.62	20.62
ZM1000006495	24	22/07/2024	22/07/2031	22/07/2024	7	K190,000.00	K214,060.82	110.95	110.95	20.81	20.81
ZM1000001967	14	26/11/2012	23/11/2027	17/02/2025	2	K210,270.00	K197,259.38	90.51	93.80	18.50	18.50
ZM1000006784	20.8	23/12/2024	23/12/2029	12/02/2025	4	K1,823,000.00	K1,999,522.44	109.28	110.09	18.55	18.80
ZM1000005851	14	24/07/2023	24/07/2038	12/02/2025	13	K106,000.00	K73,945.86	69.76	69.76	21.02	21.02
ZM1000004656	11	25/01/2021	25/01/2026	17/02/2025	0	K100,000.00	K94,081.05	94.08	94.08	19.00	19.00
ZM1000004656	11	25/01/2021	25/01/2026	25/01/2021	5	K50,000,000.00	K48,420,075.34	96.15	96.15	15.55	15.55
ZM1000006750	23.29	25/11/2024	25/11/2039	12/02/2025	14	K900,000.00	K999,291.51	111.03	111.03	21.95	21.95
ZM1000006065	14	26/12/2023	26/12/2038	17/02/2025	13	K744,358.00	K506,883.48	68.11	68.11	21.85	21.85
ZM1000006008	11	27/11/2023	27/11/2028	27/11/2023	5	K106,000.00	K84,591.52	77.33	77.33	19.77	19.77
ZM1000004839	11	28/06/2021	28/06/2026	28/06/2021	5	K2,263,000.00	K2,139,209.06	92.99	92.99	16.95	16.95
ZM1000006677	21.5	28/10/2024	28/10/2031	17/02/2025	6	K30,000,000.00	K32,627,691.78	101.99	101.98	20.90	20.90
ZM1000006263	20	30/04/2024	30/04/2027	30/04/2024	3	K180,000.00	K200,243.52	105.22	105.22	17.00	17.00
ZM1000005976	14	30/11/2023	30/11/2038	12/02/2025	13	K892,000.00	K649,303.94	72.79	72.79	21.04	21.04
ZM1000004805	14	31/05/2021	31/05/2036	12/02/2025	11	K100,000.00	K73,948.24	73.95	73.95	20.74	20.74

Disclaimer: This content is prepared from information received by the Commission through third-party reports. The content is indicative and intended for informational purposes only and shall not in any way be deemed to be investment advice, guidance or recommendation of the SEC. Users are responsible for making investment decisions and are advised to obtain independent professional advice before acting on or using this information.