



**SECURITIES AND EXCHANGE COMMISSION**  
Protecting Investors in the Capital Markets

Date

< Friday, 14 February 2025 >

**K246.7M**

Total Nominal Value

**K202.8M**

Total Market Value

**22**

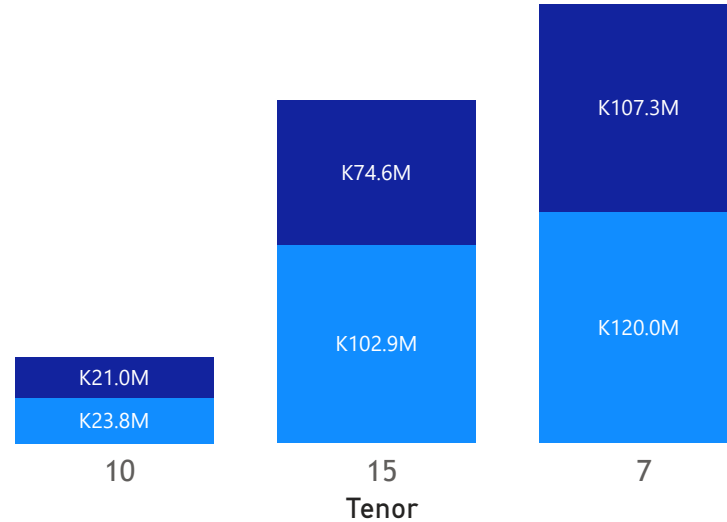
Number of Trades

# GRZ Bonds Secondary Market Trade Summary Report

## Consideration and Nominal Value

● Nominal Value ● Market Value

Nominal Value and Market Value




## Range of Trade Prices (ZMW)\*

Tenor	Min	Max
7	77.72	111.95
10	76.21	113.19
15	63.39	95.67

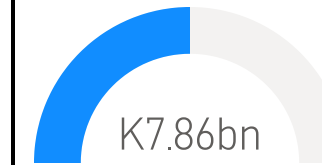
## Range of Yields Rates\*

Tenor	Min	Max
7	20.25	21.50
10	17.50	23.25
15	17.50	24.67

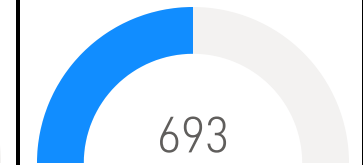
## Market Value YTD



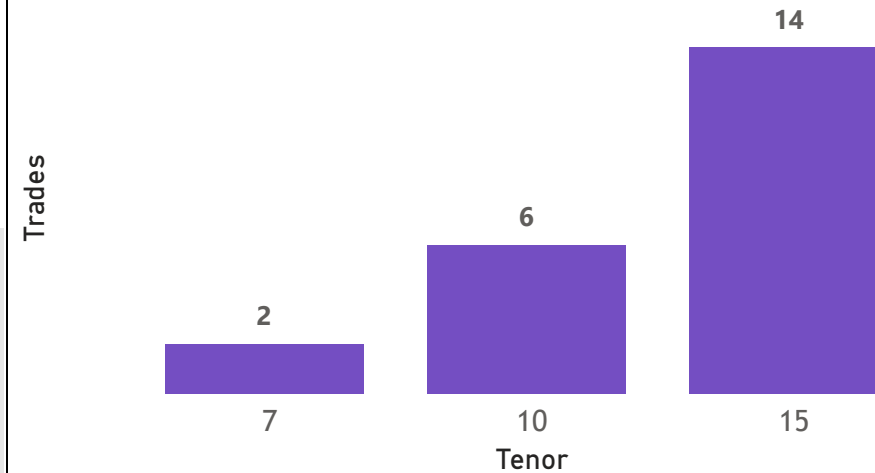
## Nominal Value YTD



## YTD trades



## No. of Trades by Tenor



## Primary Market January 18 2025 Auction

Tenor	Cut- Off Yield Rate	Coupon Rates	Range of Successful Yield Rates
2 Years	16.50	16.50	0.0000-16.5000
3 Years	19.95	19.95	15.0000-19.9500
5 Years	20.80	20.80	7.0000-20.8000
7 Years	21.50	21.50	12.0000-21.5000
10 Years	22.50	22.50	0.2300-22.5000
15 Years	23.25	23.25	0.2300-23.2500

\*Disclaimer: This content is prepared from information received by the Commission through third-party reports. The range of prices by tenor and range of yields by tenor are based on dealer submissions. The content is indicative and intended for informational purposes only and shall not in any way be deemed to be investment advice, guidance or recommendation of the SEC. Users are responsible for making investment decisions and are advised to obtain independent professional advice before acting on or using this information.

# GRZ Bonds Secondary Market Trade Summary Report

ISIN Code	Coupon Rate	Issue Date	Maturity Date	Trade Date/ Valuation Date	Years To Maturity	Nominal Value	Market Value	Min Trade Price	Max Trade Price	Min Yield	Max Yield
ZM1000004383	14	01/06/2020	01/06/2035	02/12/2025	9	K484,000.00	K306,788.72	63.39	63.39	24.67	24.67
ZM1000004383	14	01/06/2020	01/06/2035	14/02/2025	10	K10,000,000.00	K7,201,171.23	72.01	72.01	21.55	21.55
ZM1000006552	25	02/09/2024	02/09/2031	02/09/2024	7	K20,000,000.00	K24,650,373.97	111.95	111.95	21.50	21.50
ZM1000003351	13	18/12/2017	18/12/2027	02/07/2025	2	K1,051,000.00	K863,766.67	82.19	82.19	22.80	22.80
ZM1000003351	13	18/12/2017	18/12/2027	14/02/2025	2	K1,083,916.00	K999,999.80	90.19	90.19	17.50	17.50
ZM1000005919	14	21/08/2023	21/08/2038	13/02/2025	13	K675,157.00	K485,721.35	67.31	67.31	21.50	21.50
ZM1000005919	14	21/08/2023	21/08/2038	14/02/2025	13	K85,533,376.00	K61,834,691.02	65.36	72.28	21.50	22.25
ZM1000005919	14	21/08/2023	21/08/2038	21/08/2023	15	K5,533,376.00	K4,099,995.96	67.31	67.31	21.50	21.50
ZM1000005208	12	23/03/2022	23/03/2029	19/02/2025	4	K100,000,000.00	K82,623,230.14	77.72	77.72	20.25	20.25
ZM1000001967	14	26/11/2012	23/11/2027	12/02/2025	2	K700,000.00	K669,705.13	95.67	95.67	17.50	17.50
ZM1000004672	13	25/01/2021	25/01/2031	02/11/2025	5	K15,600,000.00	K11,888,153.52	76.21	76.21	20.25	20.25
ZM1000006297	24.97	30/04/2024	30/04/2034	30/04/2024	10	K6,076,000.00	K7,209,736.92	109.27	113.19	22.50	23.25

Disclaimer: This content is prepared from information received by the Commission through third-party reports. The content is indicative and intended for informational purposes only and shall not in any way be deemed to be investment advice, guidance or recommendation of the SEC. Users are responsible for making investment decisions and are advised to obtain independent professional advice before acting on or using this information.