



SECURITIES AND EXCHANGE COMMISSION
Protecting Investors in the Capital Markets

Date

Thursday, 6 March 2025

K46.7M

Total Nominal Value

K48.2M

Total Market Value

33

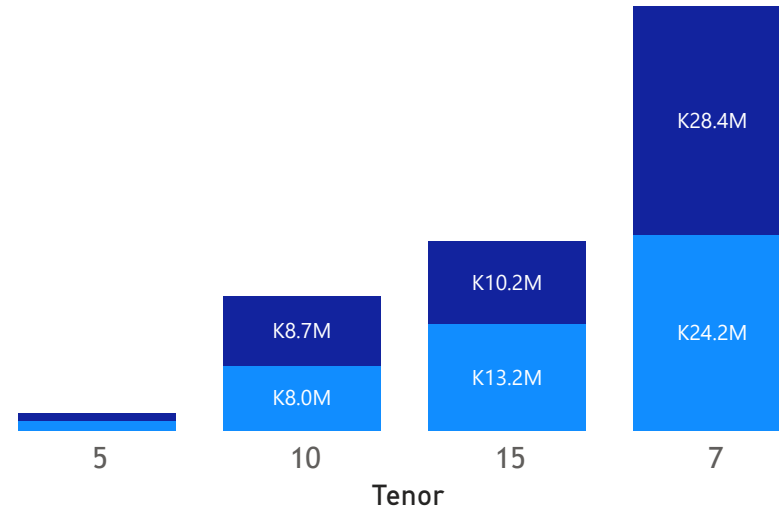
Number of Trades

GRZ Bonds Secondary Market Trade Summary Report

Consideration and Nominal Value

● Nominal Value ● Market Value

Nominal Value and Market Value



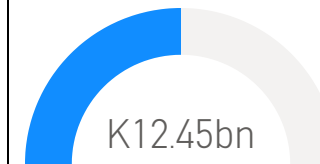
Range of Trade Prices (ZMW)*

Tenor	Min	Max
5	73.45	91.73
7	90.91	109.41
10	72.44	129.16
15	66.25	125.65


Range of Yields Rates*

Tenor	Min	Max
5	24.00	24.00
7	20.25	23.10
10	19.34	23.48
15	16.90	27.00

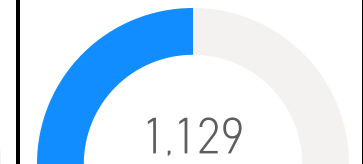
Market Value YTD



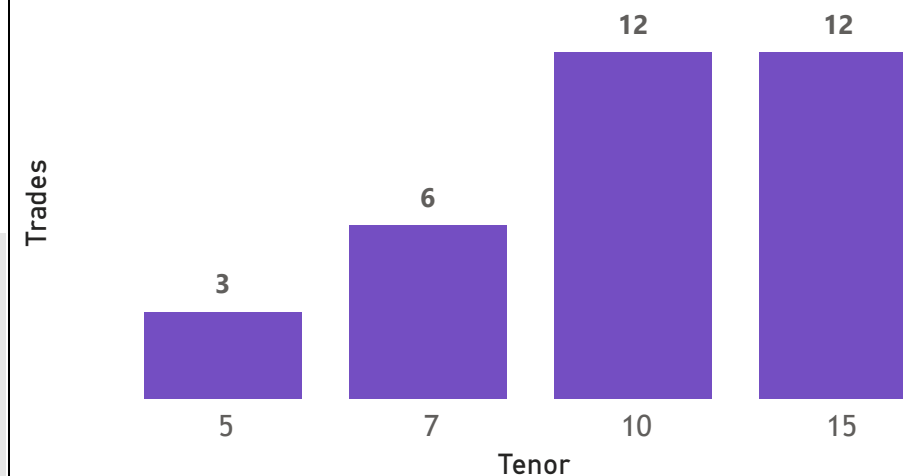
Nominal Value YTD



YTD trades



No. of Trades by Tenor



Primary Market January 18 2025 Auction

Tenor	Cut- Off Yield Rate	Coupon Rates	Range of Successful Yield Rates
2 Years	16.50	16.50	0.0000-16.5000
3 Years	19.95	19.95	15.0000-19.9500
5 Years	20.80	20.80	7.0000-20.8000
7 Years	21.50	21.50	12.0000-21.5000
10 Years	22.50	22.50	0.2300-22.5000
15 Years	23.25	23.25	0.2300-23.2500

*Disclaimer: This content is prepared from information received by the Commission through third-party reports. The range of prices by tenor and range of yields by tenor are based on dealer submissions. The content is indicative and intended for informational purposes only and shall not in any way be deemed to be investment advice, guidance or recommendation of the SEC. Users are responsible for making investment decisions and are advised to obtain independent professional advice before acting on or using this information.



GRZ Bonds Secondary Market Trade Summary Report

ISIN Code	Coupon Rate	Issue Date	Maturity Date	Trade Date/ Valuation Date	Years To Maturity	Nominal Value	Market Value	Min Trade Price	Max Trade Price	Min Yield	Max Yield
ZM1000006222	23	02/04/2024	02/04/2031	06/03/2025	6	K20,000,000.00	K23,876,818.30	109.30	109.30	20.25	20.25
ZM1000006578	28.35	02/09/2024	02/09/2039	28/02/2025	14	K397,000.00	K498,838.01	125.65	125.65	22.30	22.30
ZM1000006925	22.49	16/02/2025	16/02/2035	03/06/2025	9	K358,280.00	K400,002.40	111.65	111.65	20.00	20.00
ZM1000004979	13	20/09/2021	20/09/2031	28/02/2025	6	K60,000.00	K49,735.40	82.89	82.89	19.34	19.34
ZM1000005901	13	21/08/2023	21/08/2033	02/08/2024	9	K2,622,000.00	K1,899,314.05	72.44	72.44	19.98	19.98
ZM1000005919	14	21/08/2023	21/08/2038	06/03/2025	13	K2,629,694.00	K1,800,000.00	67.95	67.95	21.30	21.30
ZM1000005919	14	21/08/2023	21/08/2038	28/05/2024	14	K1,083,000.00	K749,855.93	66.25	66.25	21.04	21.04
ZM1000003054	13	21/11/2016	21/11/2026	27/02/2025	1	K340,000.00	K304,330.58	89.51	89.51	23.48	23.48
ZM1000004730	12	22/03/2021	22/03/2028	02/11/2025	2	K543,000.00	K444,901.10	90.91	90.91	23.10	23.10
ZM1000006495	24	22/07/2024	22/07/2031	03/06/2025	6	K700,000.00	K765,854.58	109.41	109.41	22.00	22.00
ZM1000001967	14	26/11/2012	23/11/2027	28/02/2025	2	K1,535,000.00	K1,499,988.63	97.72	97.72	16.90	16.90
ZM1000004656	11	25/01/2021	25/01/2026	27/02/2025	0	K249,000.00	K228,407.21	91.73	91.73		
ZM1000004680	14	25/01/2021	25/01/2036	28/02/2025	10	K5,089,000.00	K3,719,035.43	72.30	73.21	20.59	20.87
ZM1000005794	11	26/06/2023	26/06/2028	03/06/2025	3	K916,000.00	K672,822.06	73.45	73.45	24.00	24.00
ZM1000006677	21.5	28/10/2024	28/10/2031	28/10/2024	7	K3,001,212.00	K3,305,220.68	102.53	102.53	20.75	20.75
ZM1000006297	24.97	30/04/2024	30/04/2034	03/06/2025	8	K4,646,164.00	K6,000,000.56	129.16	129.16	20.00	20.00
ZM1000006305	26.5	30/04/2024	30/04/2039	03/06/2025	13	K200,000.00	K214,478.10	107.24	107.24	27.00	27.00
ZM1000005976	14	30/11/2023	30/11/2038	03/05/2025	13	K2,285,000.00	K1,749,270.80	76.55	76.55	20.11	20.11

Disclaimer: This content is prepared from information received by the Commission through third-party reports. The content is indicative and intended for informational purposes only and shall not in any way be deemed to be investment advice, guidance or recommendation of the SEC. Users are responsible for making investment decisions and are advised to obtain independent professional advice before acting on or using this information.