



**SECURITIES AND EXCHANGE COMMISSION**  
Protecting Investors in the Capital Markets

Date

< Monday, 3 March 2025 >

**K128.7M**

Total Nominal Value

**K143.8M**

Total Market Value

**12**

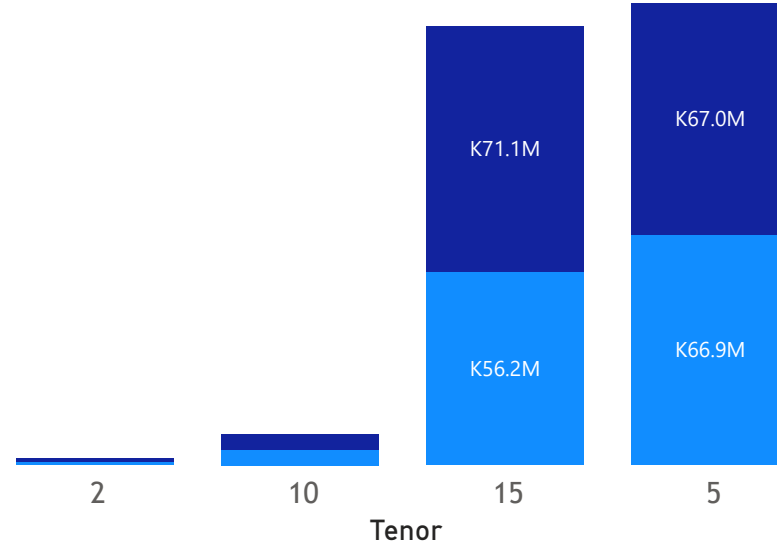
Number of Trades

# GRZ Bonds Secondary Market Trade Summary Report

## Consideration and Nominal Value

● Nominal Value ● Market Value

Nominal Value and Market Value



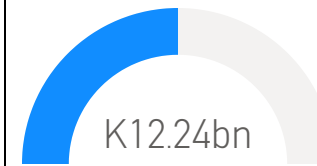
## Range of Trade Prices (ZMW)\*

Tenor	Min	Max
2	93.36	99.38
5	86.17	100.57
10	88.13	99.82
15	11.98	143.75

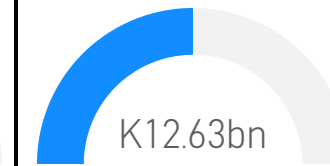
## Range of Yields Rates\*

Tenor	Min	Max
2	16.57	18.04
5	17.21	20.05
10	15.50	23.70
15	15.50	21.65

## Market Value YTD



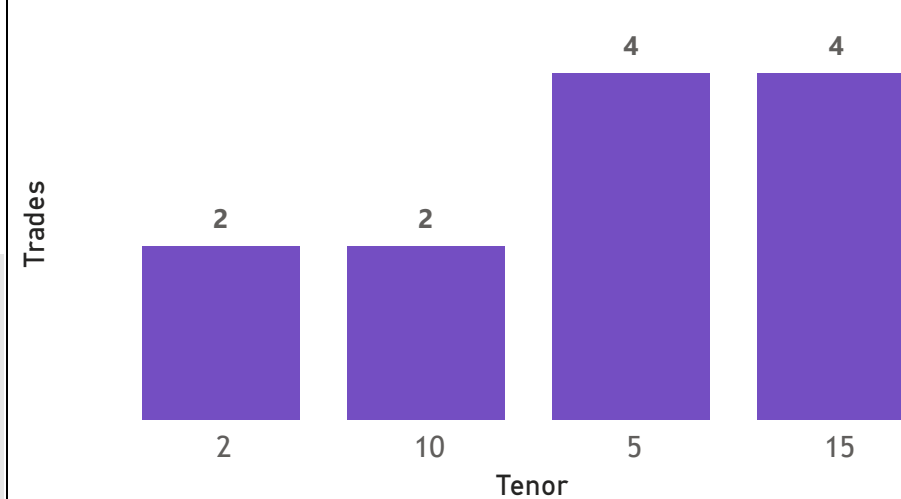
## Nominal Value YTD



## YTD trades



## No. of Trades by Tenor



## Primary Market January 18 2025 Auction

Tenor	Cut- Off Yield Rate	Coupon Rates	Range of Successful Yield Rates
2 Years	16.50	16.50	0.0000-16.5000
3 Years	19.95	19.95	15.0000-19.9500
5 Years	20.80	20.80	7.0000-20.8000
7 Years	21.50	21.50	12.0000-21.5000
10 Years	22.50	22.50	0.2300-22.5000
15 Years	23.25	23.25	0.2300-23.2500

\*Disclaimer: This content is prepared from information received by the Commission through third-party reports. The range of prices by tenor and range of yields by tenor are based on dealer submissions. The content is indicative and intended for informational purposes only and shall not in any way be deemed to be investment advice, guidance or recommendation of the SEC. Users are responsible for making investment decisions and are advised to obtain independent professional advice before acting on or using this information.



# GRZ Bonds Secondary Market Trade Summary Report

ISIN Code	Coupon Rate	Issue Date	Maturity Date	Trade Date/ Valuation Date	Years To Maturity	Nominal Value	Market Value	Min Trade Price	Max Trade Price	Min Yield	Max Yield
ZM1000006636	27.75	01/10/2024	01/10/2039	03/03/2025	14	K44,521,120.00	K63,485,629.94	141.44	143.75	20.70	21.10
ZM1000005679	11	04/03/2023	04/03/2028	26/02/2025	3	K721,000.00	K649,674.25	90.11	90.11	17.21	17.21
ZM1000003112	13	05/12/2016	05/12/2026	25/02/2025	1	K159,000.00	K140,120.79	88.13	88.13	23.70	23.70
ZM1000006883	16.2	16/02/2025	16/02/2027	03/03/2025	1	K1,005,000.00	K1,005,001.48	99.38	99.38	16.57	16.57
ZM1000006909	20.25	16/02/2025	16/02/2030	03/03/2025	4	K985,000.00	K998,282.65	100.57	100.57	20.05	20.05
ZM1000001637	14	21/11/2011	17/11/2026	24/02/2025	1	K6,838,500.00	K7,070,474.28	103.39	103.39	15.50	15.50
ZM1000005430	11	19/09/2022	19/09/2027	04/03/2025	2	K166,600.00	K151,894.95	86.17	86.17	18.00	18.00
ZM1000003054	13	21/11/2016	21/11/2026	24/02/2025	1	K4,358,000.00	K4,350,038.41	99.82	99.82	15.50	15.50
ZM1000004748	14	22/03/2021	22/03/2036	26/02/2025	11	K4,800,000.00	K575,025.53	11.98	11.98	21.65	21.65
ZM1000006727	20.74	25/11/2024	25/11/2029	25/11/2024	5	K65,000,000.00	K65,231,934.25	100.36	100.36	20.00	20.00
ZM1000006040	9	26/12/2023	26/12/2025	04/03/2025	0	K120,000.00	K114,018.84	93.36	93.36	18.04	18.04

Disclaimer: This content is prepared from information received by the Commission through third-party reports. The content is indicative and intended for informational purposes only and shall not in any way be deemed to be investment advice, guidance or recommendation of the SEC. Users are responsible for making investment decisions and are advised to obtain independent professional advice before acting on or using this information.