



SECURITIES AND EXCHANGE COMMISSION
Protecting Investors in the Capital Markets

Date

< Tuesday, 31 December 2024 >

K23.3M

Total Nominal Value

K21.8M

Total Market Value

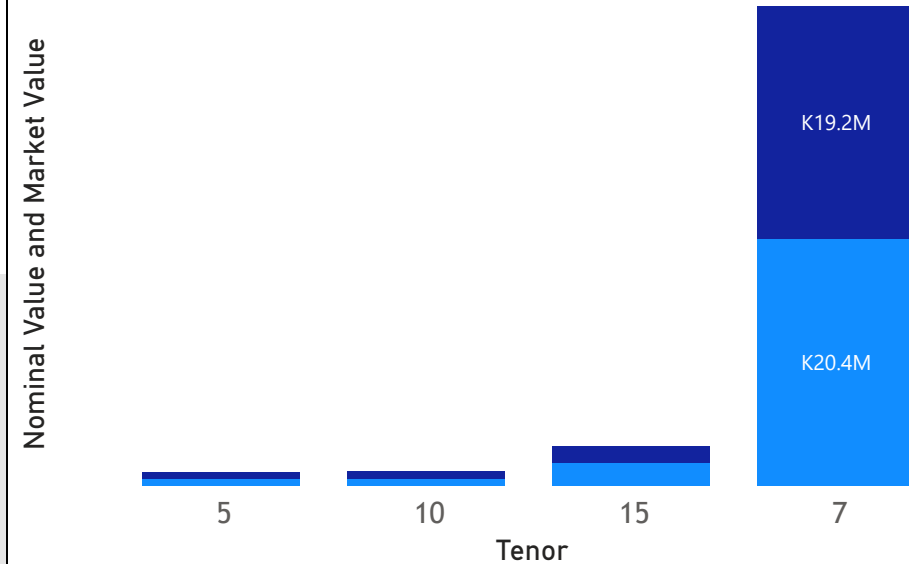
13

Number of Trades

GRZ Bonds Secondary Market Trade Summary Report

Consideration and Nominal Value

● Nominal Value ● Market Value



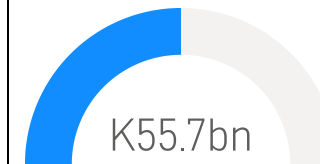
Range of Trade Prices (ZMW)*

Tenor	Min	Max
5	112.18	112.18
7	72.01	96.50
10	108.11	112.95
15	62.09	77.73


Range of Yields Rates*

Tenor	Min	Max
5	18.73	18.73
7	15.20	21.50
10	20.32	21.04
15	19.87	23.50

Market Value YTD



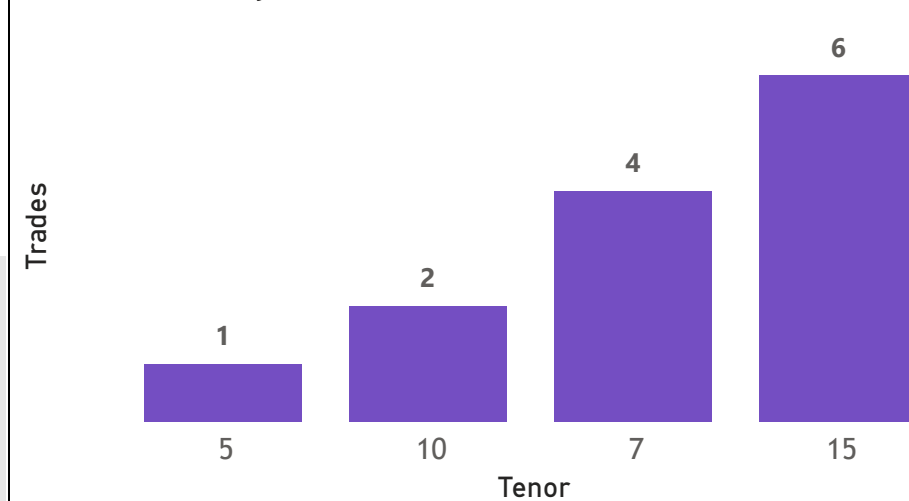
Nominal Value YTD



YTD trades



No. of Trades by Tenor



Primary Market January 18 2025 Auction

Tenor	Cut- Off Yield Rate	Coupon Rates	Range of Successful Yield Rates
2 Years	16.50	16.50	0.0000-16.5000
3 Years	19.95	19.95	15.0000-19.9500
5 Years	20.80	20.80	7.0000-20.8000
7 Years	21.50	21.50	12.0000-21.5000
10 Years	22.50	22.50	0.2300-22.5000
15 Years	23.25	23.25	0.2300-23.2500

*Disclaimer: This content is prepared from information received by the Commission through third-party reports. The range of prices by tenor and range of yields by tenor are based on dealer submissions. The content is indicative and intended for informational purposes only and shall not in any way be deemed to be investment advice, guidance or recommendation of the SEC. Users are responsible for making investment decisions and are advised to obtain independent professional advice before acting on or using this information.



GRZ Bonds Secondary Market Trade Summary Report

ISIN Code	Coupon Rate	Issue Date	Maturity Date	Trade Date/ Valuation Date	Years To Maturity	Nominal Value	Market Value	Min Trade Price	Max Trade Price	Min Yield	Max Yield
ZM1000004383	14	01/06/2020	01/06/2035	31/12/2024	10	K354,668.00	K249,999.99	69.22	69.22	21.50	21.50
ZM1000005257	14	03/05/2022	03/05/2037	02/01/2025	12	K78,000.00	K50,229.01	62.09	62.09	23.50	23.50
ZM1000003252	14	05/07/2017	05/07/2032	31/12/2024	7	K520,020.00	K400,009.04	76.84	76.84	22.41	22.41
ZM1000004102	12	17/06/2019	17/06/2026	31/12/2024	1	K18,651,518.00	K18,000,002.60	96.50	96.50	15.20	15.20
ZM1000004748	14	22/03/2021	22/03/2036	26/12/2024	11	K771,000.00	K599,304.59	77.73	77.73	19.87	19.87
ZM1000005851	14	24/07/2023	24/07/2038	30/12/2024	13	K110,703.00	K81,249.79	67.26	67.26	21.50	21.50
ZM1000006743	22.5	25/11/2024	25/11/2034	26/12/2024	9	K277,000.00	K299,473.78	108.11	108.11	21.04	21.04
ZM1000005562	12	27/12/2022	27/12/2029	31/12/2024	5	K1,720,000.00	K1,238,441.92	72.01	72.01	21.50	21.50
ZM1000006669	21.49	28/10/2024	28/10/2029	26/12/2024	4	K508,000.00	K569,899.34	112.18	112.18	18.73	18.73
ZM1000006685	22.5	28/10/2024	28/10/2034	26/12/2024	9	K265,000.00	K299,311.42	112.95	112.95	20.32	20.32

Disclaimer: This content is prepared from information received by the Commission through third-party reports. The content is indicative and intended for informational purposes only and shall not in any way be deemed to be investment advice, guidance or recommendation of the SEC. Users are responsible for making investment decisions and are advised to obtain independent professional advice before acting on or using this information.