



**SECURITIES AND EXCHANGE COMMISSION**  
Protecting Investors in the Capital Markets

Date

< Monday, 30 December 2024 >

**K173.7M**

Total Nominal Value

**K178.4M**

Total Market Value

**27**

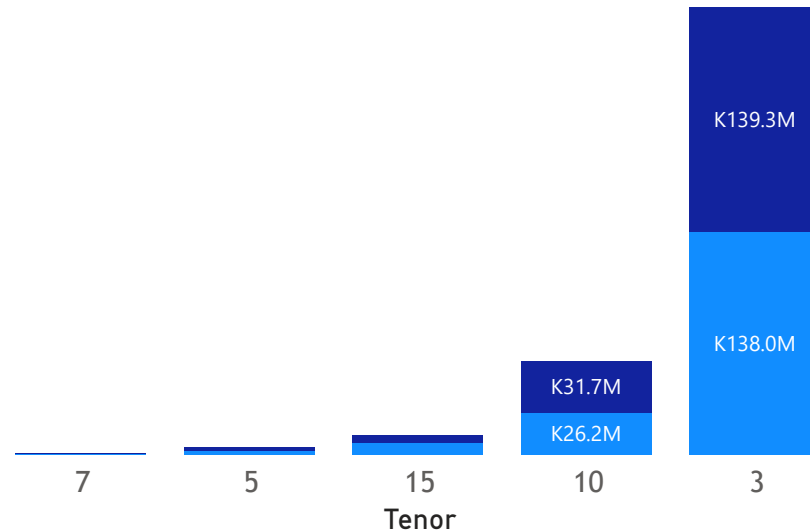
Number of Trades

# GRZ Bonds Secondary Market Trade Summary Report

## Consideration and Nominal Value

● Nominal Value ● Market Value

Nominal Value and Market Value




## Range of Trade Prices (ZMW)\*

Tenor	Min	Max
3	100.91	100.91
5	95.56	104.21
7	85.35	94.34
10	74.22	114.16
15	60.92	77.27


## Range of Yields Rates\*

Tenor	Min	Max
3	19.75	19.75
5	21.00	22.00
7	16.00	17.70
10	20.00	23.60
15	20.30	25.00

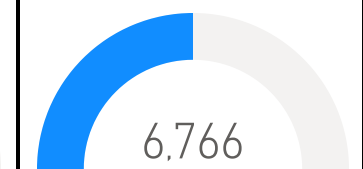
## Market Value YTD



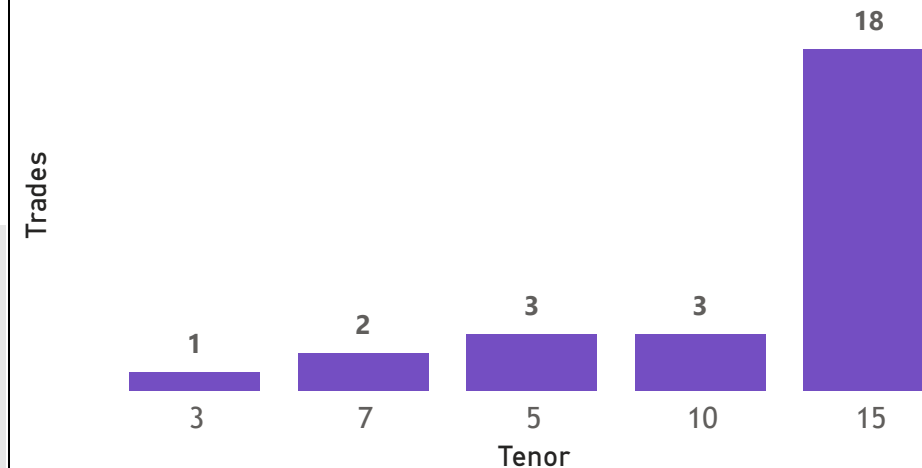
## Nominal Value YTD



## YTD trades



## No. of Trades by Tenor



## Primary Market January 18 2025 Auction

Tenor	Cut- Off Yield Rate	Coupon Rates	Range of Successful Yield Rates
2 Years	16.50	16.50	0.0000-16.5000
3 Years	19.95	19.95	15.0000-19.9500
5 Years	20.80	20.80	7.0000-20.8000
7 Years	21.50	21.50	12.0000-21.5000
10 Years	22.50	22.50	0.2300-22.5000
15 Years	23.25	23.25	0.2300-23.2500

\*Disclaimer: This content is prepared from information received by the Commission through third-party reports. The range of prices by tenor and range of yields by tenor are based on dealer submissions. The content is indicative and intended for informational purposes only and shall not in any way be deemed to be investment advice, guidance or recommendation of the SEC. Users are responsible for making investment decisions and are advised to obtain independent professional advice before acting on or using this information.



# GRZ Bonds Secondary Market Trade Summary Report

ISIN Code	Coupon Rate	Issue Date	Maturity Date	Trade Date/ Valuation Date	Years To Maturity	Nominal Value	Market Value	Min Trade Price	Max Trade Price	Min Yield	Max Yield
ZM1000004383	14	01/06/2020	01/06/2035	24/12/2024	10	K650,000.00	K479,495.44	73.77	73.77	20.42	20.42
ZM1000004383	14	01/06/2020	01/06/2035	26/12/2024	10	K847,000.00	K537,574.00	63.47	63.47	23.88	23.88
ZM1000004383	14	01/06/2020	01/06/2035	30/12/2024	10	K531,024.00	K323,661.24	60.92	60.92	25.00	25.00
ZM1000006560	26.75	02/09/2024	02/09/2034	02/09/2024	10	K25,000,000.00	K30,719,233.22	114.16	114.16	23.00	23.00
ZM1000005703	14	04/03/2023	04/03/2026	30/12/2024	1	K1,040,000.00	K722,806.68	66.13	69.51	21.90	21.90
ZM1000003112	13	05/12/2016	05/12/2026	24/12/2024	1	K241,000.00	K205,151.04	85.12	85.12	23.60	23.60
ZM1000005919	14	21/08/2023	21/08/2038	24/12/2024	13	K370,000.00	K279,429.76	75.52	75.52	20.48	20.48
ZM1000005919	14	21/08/2023	21/08/2038	30/12/2024	13	K292,000.00	K207,287.76	65.96	70.95	21.90	21.90
ZM1000005612	14	23/01/2023	23/01/2038	30/12/2024	13	K2,328,000.00	K1,688,932.16	66.27	72.65	21.90	21.90
ZM1000006776	20	23/12/2024	23/12/2027	24/12/2024	3	K138,000,000.00	K139,256,437.07	100.91	100.91	19.75	19.75
ZM1000006453	22.5	24/06/2024	24/06/2029	27/12/2024	4	K2,000,000.00	K2,063,102.26	101.36	104.21	21.00	22.00
ZM1000005851	14	24/07/2023	24/07/2038	24/12/2024	13	K362,000.00	K279,726.56	77.27	77.27	20.30	20.30
ZM1000005851	14	24/07/2023	24/07/2038	27/12/2024	13	K103,000.00	K79,464.26	77.15	77.15	20.30	20.30
ZM1000005851	14	24/07/2023	24/07/2038	30/12/2024	13	K109,000.00	K79,999.89	67.26	67.26	21.50	21.50
ZM1000004656	11	25/01/2021	25/01/2026	30/12/2024	1	K104,000.00	K99,378.91	95.56	95.56	21.00	21.00
ZM1000004136	12	26/08/2019	26/08/2026	30/12/2024	1	K304,530.00	K300,000.55	94.34	94.34	16.00	16.00
ZM1000005091	13	27/12/2021	27/12/2031	27/12/2021	10	K1,000,000.00	K743,275.49	74.22	74.22	20.00	20.00
ZM1000005034	12	29/11/2021	29/11/2028	24/12/2024	3	K82,000.00	K69,987.07	85.35	85.35	17.70	17.70
ZM1000005976	14	30/11/2023	30/11/2038	24/12/2024	13	K385,000.00	K279,560.70	72.61	72.61	20.51	20.51

Disclaimer: This content is prepared from information received by the Commission through third-party reports. The content is indicative and intended for informational purposes only and shall not in any way be deemed to be investment advice, guidance or recommendation of the SEC. Users are responsible for making investment decisions and are advised to obtain independent professional advice before acting on or using this information.