



**SECURITIES AND EXCHANGE COMMISSION**  
Protecting Investors in the Capital Markets

Date

< Thursday, 30 January 2025 >

**K47.8M**

Total Nominal Value

**K45.3M**

Total Market Value

**20**

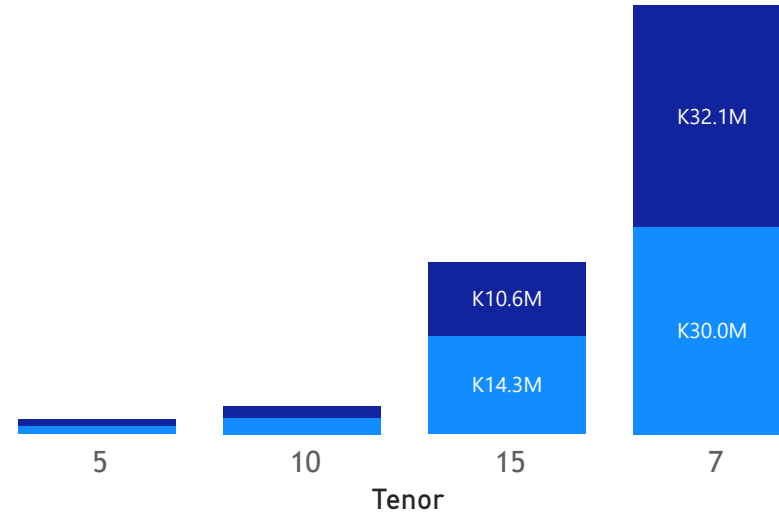
Number of Trades

# GRZ Bonds Secondary Market Trade Summary Report

## Consideration and Nominal Value

● Nominal Value ● Market Value

Nominal Value and Market Value




## Range of Trade Prices (ZMW)\*

Tenor	Min	Max
5	86.80	86.80
7	101.36	101.36
10	66.80	79.42
15	53.79	112.20

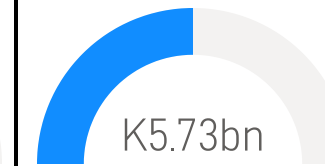
## Range of Yields Rates\*

Tenor	Min	Max
5	18.10	18.10
7	21.08	21.08
10	19.00	22.49
15	20.00	28.00

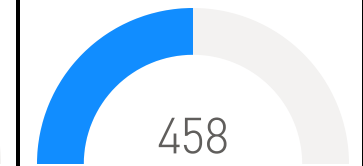
## Market Value YTD



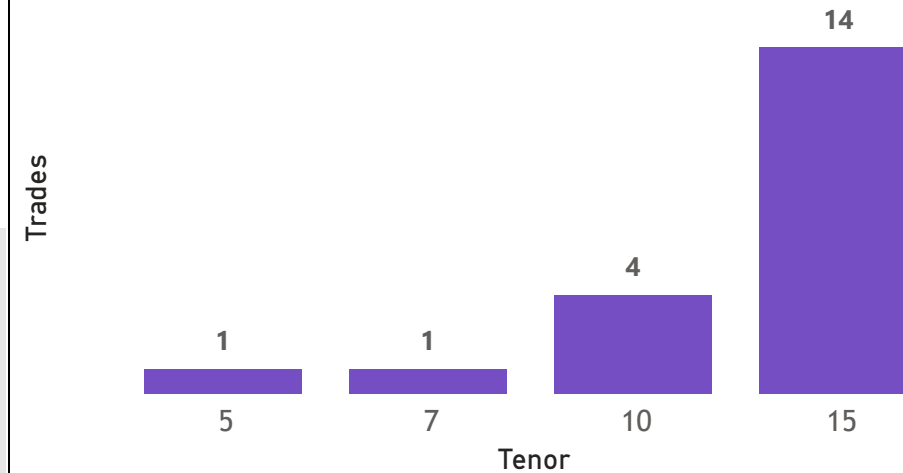
## Nominal Value YTD



## YTD trades



## No. of Trades by Tenor



## Primary Market January 18 2025 Auction

Tenor	Cut- Off Yield Rate	Coupon Rates	Range of Successful Yield Rates
2 Years	16.50	16.50	0.0000-16.5000
3 Years	19.95	19.95	15.0000-19.9500
5 Years	20.80	20.80	7.0000-20.8000
7 Years	21.50	21.50	12.0000-21.5000
10 Years	22.50	22.50	0.2300-22.5000
15 Years	23.25	23.25	0.2300-23.2500

\*Disclaimer: This content is prepared from information received by the Commission through third-party reports. The range of prices by tenor and range of yields by tenor are based on dealer submissions. The content is indicative and intended for informational purposes only and shall not in any way be deemed to be investment advice, guidance or recommendation of the SEC. Users are responsible for making investment decisions and are advised to obtain independent professional advice before acting on or using this information.



# GRZ Bonds Secondary Market Trade Summary Report

ISIN Code	Coupon Rate	Issue Date	Maturity Date	Trade Date/ Valuation Date	Years To Maturity	Nominal Value	Market Value	Min Trade Price	Max Trade Price	Min Yield	Max Yield
ZM1000004383	14	01/06/2020	01/06/2035			K523,000.00	K399,399.48	76.37	76.37	20.00	20.00
ZM1000004383	14	01/06/2020	01/06/2035	01/06/2020	15	K5,544,000.00	K3,992,942.36	69.72	69.72	21.35	21.35
ZM1000004383	14	01/06/2020	01/06/2035	27/01/2024	11	K66,000.00	K49,497.93	75.00	75.00	20.42	20.42
ZM1000004383	14	01/06/2020	01/06/2035	30/01/2025	10	K5,544,000.00	K3,992,938.49	69.72	69.72	21.35	21.35
ZM1000006636	27.75	01/10/2024	01/10/2039	31/01/2025	14	K43,000.00	K52,267.39	112.20	112.20	24.60	24.60
ZM1000005919	14	21/08/2023	21/08/2038	27/01/2024	14	K65,000.00	K49,908.69	76.78	76.78	20.48	20.48
ZM1000005885	11	21/08/2023	24/07/2028			K1,152,000.00	K999,965.86	86.80	86.80	18.10	18.10
ZM1000005810	13	26/06/2023	26/06/2033			K1,000,000.00	K673,751.59	67.38	67.38	21.98	21.98
ZM1000006032	14	27/11/2023	27/11/2038	30/01/2025	13	K1,480,000.00	K960,545.05	62.64	66.48	22.75	23.95
ZM1000005570	13	27/12/2022	27/12/2032	30/01/2025	7	K998,000.00	K666,557.80	66.80	66.80	22.49	22.49
ZM1000004854	13	28/06/2021	28/06/2031			K377,000.00	K299,399.45	79.42	79.42	19.00	19.00
ZM1000006677	21.5	28/10/2024	28/10/2031	29/01/2025	6	K30,000,000.00	K32,086,407.12	101.36	101.36	21.08	21.08
ZM1000006693	23.49	28/10/2024	28/10/2039	30/01/2025	14	K890,021.00	K999,999.74	106.31	106.31	22.00	22.00
ZM1000005760	14	29/05/2023	29/05/2038			K93,000.00	K50,028.98	53.79	53.79	28.00	28.00
ZM1000005976	14	30/11/2023	30/11/2038	27/01/2024	14	K67,000.00	K49,464.37	73.83	73.83	20.51	20.51

Disclaimer: This content is prepared from information received by the Commission through third-party reports. The content is indicative and intended for informational purposes only and shall not in any way be deemed to be investment advice, guidance or recommendation of the SEC. Users are responsible for making investment decisions and are advised to obtain independent professional advice before acting on or using this information.