



**SECURITIES AND EXCHANGE COMMISSION**  
Protecting Investors in the Capital Markets

Date

< Wednesday, 29 January 2025 >

**K214.6M**

Total Nominal Value

**K203.3M**

Total Market Value

**27**

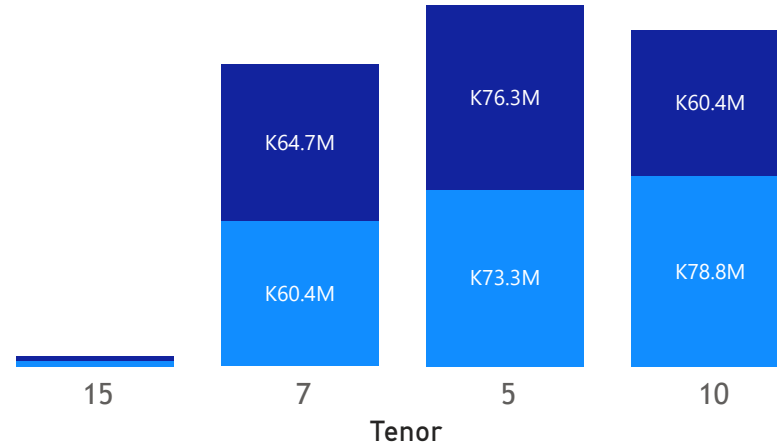
Number of Trades

# GRZ Bonds Secondary Market Trade Summary Report

## Consideration and Nominal Value

● Nominal Value ● Market Value

Nominal Value and Market Value




## Range of Trade Prices (ZMW)\*

Tenor	Min	Max
5	95.49	113.96
7	87.49	101.80
10	63.76	76.98
15	67.76	111.23

## Range of Yields Rates\*

Tenor	Min	Max
5	16.25	20.00
7	17.30	21.08
10	19.21	23.00
15	19.86	22.00

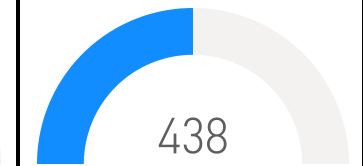
## Market Value YTD



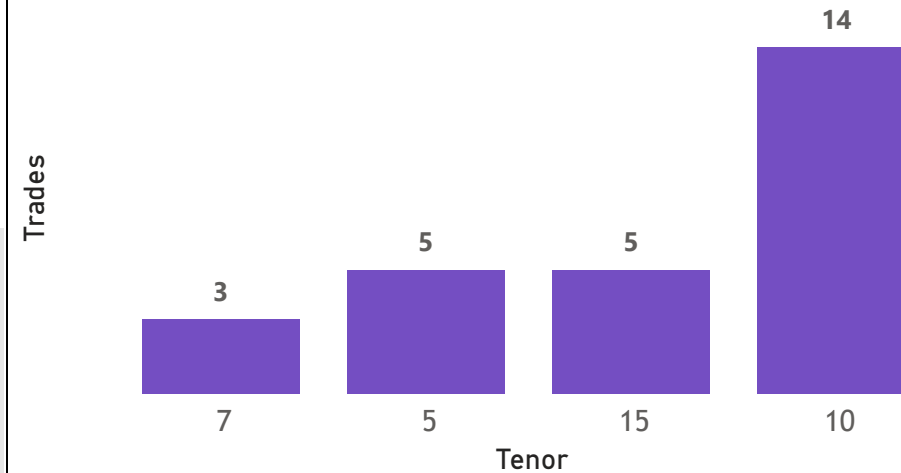
## Nominal Value YTD



## YTD trades



## No. of Trades by Tenor



## Primary Market January 18 2025 Auction

Tenor	Cut- Off Yield Rate	Coupon Rates	Range of Successful Yield Rates
2 Years	16.50	16.50	0.0000-16.5000
3 Years	19.95	19.95	15.0000-19.9500
5 Years	20.80	20.80	7.0000-20.8000
7 Years	21.50	21.50	12.0000-21.5000
10 Years	22.50	22.50	0.2300-22.5000
15 Years	23.25	23.25	0.2300-23.2500

\*Disclaimer: This content is prepared from information received by the Commission through third-party reports. The range of prices by tenor and range of yields by tenor are based on dealer submissions. The content is indicative and intended for informational purposes only and shall not in any way be deemed to be investment advice, guidance or recommendation of the SEC. Users are responsible for making investment decisions and are advised to obtain independent professional advice before acting on or using this information.

# GRZ Bonds Secondary Market Trade Summary Report

ISIN Code	Coupon Rate	Issue Date	Maturity Date	Trade Date/ Valuation Date	Years To Maturity	Nominal Value	Market Value	Min Trade Price	Max Trade Price	Min Yield	Max Yield
ZM1000004383	14	01/06/2020	01/06/2035	29/01/2025	10	K68,419.00	K50,000.00	67.76	67.76	22.00	22.00
ZM1000005695	13	04/03/2023	04/03/2033	29/01/2025	8	K250,000.00	K172,616.74	63.76	65.89	22.20	23.00
ZM1000004748	14	22/03/2021	22/03/2036	23/01/2025	11	K253,000.00	K199,625.83	78.90	78.90	19.86	19.86
ZM1000006784	20.8	23/12/2024	23/12/2029	24/01/2025	4	K1,843,000.00	K1,999,457.67	108.49	108.49	18.73	18.73
ZM1000004656	11	25/01/2021	25/01/2026	24/01/2025	1	K10,668,000.00	K10,186,910.31	95.49	95.49	16.25	16.25
ZM1000004672	13	25/01/2021	25/01/2031	24/01/2025	6	K48,300,000.00	K37,179,140.04	76.98	76.98	20.19	20.19
ZM1000004672	13	25/01/2021	25/01/2031	25/01/2021	10	K30,000,000.00	K22,807,159.73	75.88	75.88	20.10	20.10
ZM1000004680	14	25/01/2021	25/01/2036	24/01/2025	11	K672,000.00	K499,424.51	74.32	74.32	19.86	19.86
ZM1000006727	20.74	25/11/2024	25/11/2029	21/01/2025	4	K60,000,000.00	K63,284,515.89	105.47	105.47	20.00	20.00
ZM1000006750	23.29	25/11/2024	25/11/2039	24/01/2025	14	K719,000.00	K799,715.19	111.23	111.23	21.65	21.65
ZM1000005810	13	26/06/2023	26/06/2033	23/01/2025	8	K264,000.00	K199,878.20	75.71	75.71	19.21	19.21
ZM1000006669	21.49	28/10/2024	28/10/2029	23/01/2025	4	K307,000.00	K349,868.12	113.96	113.96	18.66	18.66
ZM1000006669	21.49	28/10/2024	28/10/2029	24/01/2025	4	K440,000.00	K499,688.79	113.57	113.57	18.80	18.80
ZM1000006677	21.5	28/10/2024	28/10/2031	29/01/2025	6	K60,000,000.00	K64,359,627.41	101.36	101.80	20.95	21.08
ZM1000005034	12	29/11/2021	29/11/2028	24/01/2025	3	K400,000.00	K349,945.61	87.49	87.49	17.30	17.30
ZM1000005976	14	30/11/2023	30/11/2038	28/01/2025	13	K456,000.00	K349,754.68	76.70	76.70	20.48	20.48