



SECURITIES AND EXCHANGE COMMISSION
Protecting Investors in the Capital Markets

Date

< Tuesday, 28 January 2025 >

K180.9M

Total Nominal Value

K176.8M

Total Market Value

27

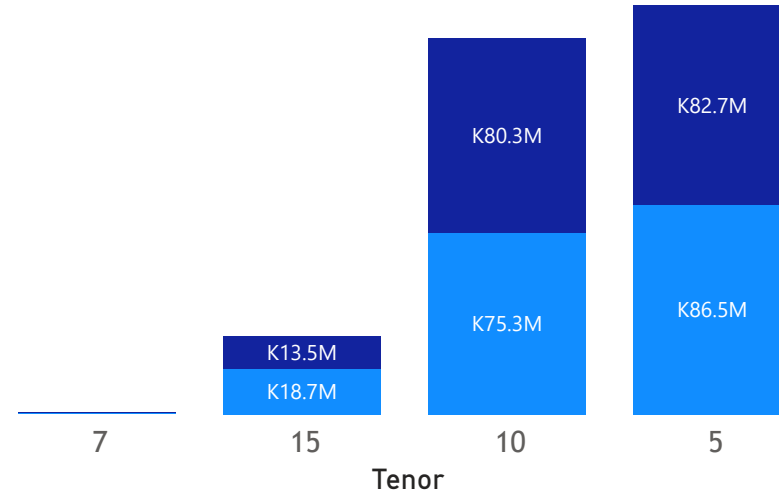
Number of Trades

GRZ Bonds Secondary Market Trade Summary Report

Consideration and Nominal Value

● Nominal Value ● Market Value

Nominal Value and Market Value



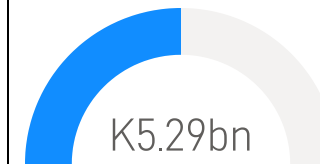
Range of Trade Prices (ZMW)*

Tenor	Min	Max
5	75.37	113.96
7	87.49	87.49
10	70.95	105.57
15	58.80	112.46

Range of Yields Rates*

Tenor	Min	Max
5	16.00	24.15
7	17.30	17.30
10	19.21	22.10
15	19.86	25.00

Market Value YTD



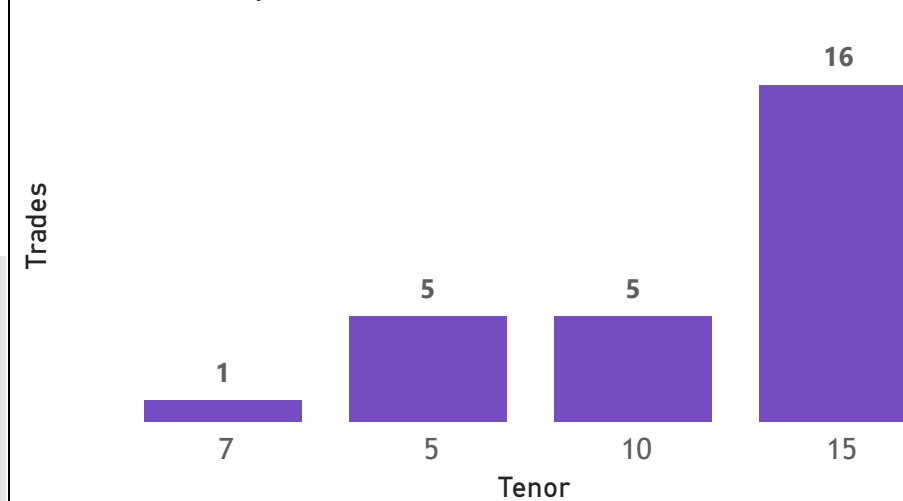
Nominal Value YTD



YTD trades



No. of Trades by Tenor



Primary Market January 18 2025 Auction

Tenor	Cut- Off Yield Rate	Coupon Rates	Range of Successful Yield Rates
2 Years	16.50	16.50	0.0000-16.5000
3 Years	19.95	19.95	15.0000-19.9500
5 Years	20.80	20.80	7.0000-20.8000
7 Years	21.50	21.50	12.0000-21.5000
10 Years	22.50	22.50	0.2300-22.5000
15 Years	23.25	23.25	0.2300-23.2500

*Disclaimer: This content is prepared from information received by the Commission through third-party reports. The range of prices by tenor and range of yields by tenor are based on dealer submissions. The content is indicative and intended for informational purposes only and shall not in any way be deemed to be investment advice, guidance or recommendation of the SEC. Users are responsible for making investment decisions and are advised to obtain independent professional advice before acting on or using this information.



GRZ Bonds Secondary Market Trade Summary Report

ISIN Code	Coupon Rate	Issue Date	Maturity Date	Trade Date/ Valuation Date	Years To Maturity	Nominal Value	Market Value	Min Trade Price	Max Trade Price	Min Yield	Max Yield
ZM1000004383	14	01/06/2020	01/06/2035	01/06/2020	15	K5,065,801.00	K3,700,003.17	70.81	70.81	21.00	21.00
ZM1000004383	14	01/06/2020	01/06/2035	28/01/2025	10	K10,829,502.00	K7,778,446.85	65.77	76.33	20.00	23.50
ZM1000006578	28.35	02/09/2024	02/09/2039	30/01/2025	14	K50,000.00	K62,034.24	112.46	112.46	25.00	25.00
ZM1000005679	11	04/03/2023	04/03/2028	31/12/2024	3	K577,000.00	K434,875.83	75.37	75.37	24.15	24.15
ZM1000003252	14	05/07/2017	05/07/2032	23/01/2024	8	K408,000.00	K294,484.57	72.18	72.18	22.00	22.00
ZM1000003120	14	05/12/2016	05/12/2031	23/01/2024	7	K391,000.00	K290,619.09	74.33	74.33	22.00	22.00
ZM1000005919	14	21/08/2023	21/08/2038	31/12/2024	13	K456,000.00	K349,754.68	76.70	76.70	20.48	20.48
ZM1000004748	14	22/03/2021	22/03/2036	23/01/2024	12	K253,000.00	K199,625.83	78.90	78.90	19.86	19.86
ZM1000004656	11	25/01/2021	25/01/2026	25/01/2021	5	K85,600,000.00	K81,887,451.78	95.57	95.57	16.00	16.00
ZM1000004672	13	25/01/2021	25/01/2031	28/01/2025	6	K62,326.00	K44,262.78	70.95	70.95	22.07	22.07
ZM1000006743	22.5	25/11/2024	25/11/2034	28/01/2025	9	K25,000,000.00	K26,393,084.25	105.57	105.57	22.10	22.10
ZM1000005810	13	26/06/2023	26/06/2033	23/01/2024	9	K264,000.00	K199,878.20	75.71	75.71	19.21	19.21
ZM1000005828	14	26/06/2023	26/06/2038	28/01/2025	13	K227,904.00	K160,002.08	70.21	70.21	21.00	21.00
ZM1000005828	14	26/06/2023	26/06/2038	29/01/2025	13	K73,500.00	K49,870.20	66.55	66.55	21.75	21.75
ZM1000006065	14	26/12/2023	26/12/2038	30/01/2025	13	K418,000.00	K251,396.07	58.80	58.80	24.50	24.50
ZM1000006032	14	27/11/2023	27/11/2038	28/01/2025	13	K370,000.00	K237,085.99	64.10	64.10	23.40	23.40
ZM1000005554	11	27/12/2022	27/12/2027	28/01/2025	2	K58,396.00	K50,000.60	85.63	85.63	18.00	18.00
ZM1000006669	21.49	28/10/2024	28/10/2029	23/01/2024	5	K307,000.00	K349,868.12	113.96	113.96	18.66	18.66
ZM1000006685	22.5	28/10/2024	28/10/2034	28/01/2025	9	K50,000,000.00	K53,641,282.19	101.43	101.43	22.10	22.10
ZM1000005034	12	29/11/2021	29/11/2028	23/01/2024	4	K400,000.00	K349,945.61	87.49	87.49	17.30	17.30
ZM1000005976	14	30/11/2023	30/11/2038	31/12/2024	13	K135,000.00	K99,560.34	73.75	73.75	20.51	20.51

Disclaimer: This content is prepared from information received by the Commission through third-party reports. The content is indicative and intended for informational purposes only and shall not in any way be deemed to be investment advice, guidance or recommendation of the SEC. Users are responsible for making investment decisions and are advised to obtain independent professional advice before acting on or using this information.