



SECURITIES AND EXCHANGE COMMISSION  
Protecting Investors in the Capital Markets

Date

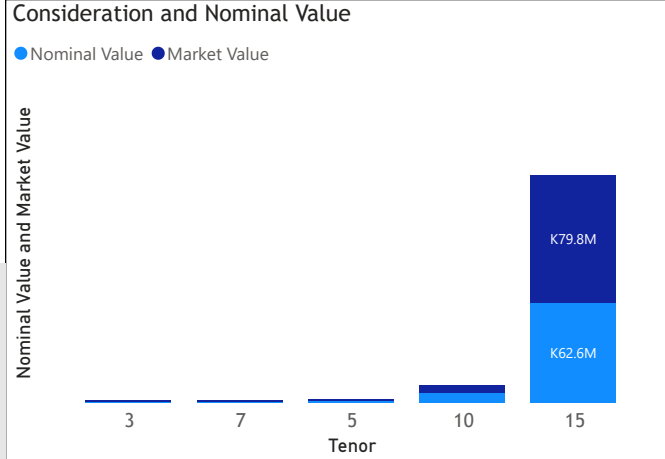
< Friday, 27 December 2024 >

**K71.0M**  
Total Nominal Value

**K87.1M**  
Total Market Value

**21**  
Number of Trades

# GRZ Bonds Secondary Market Trade Summary Report

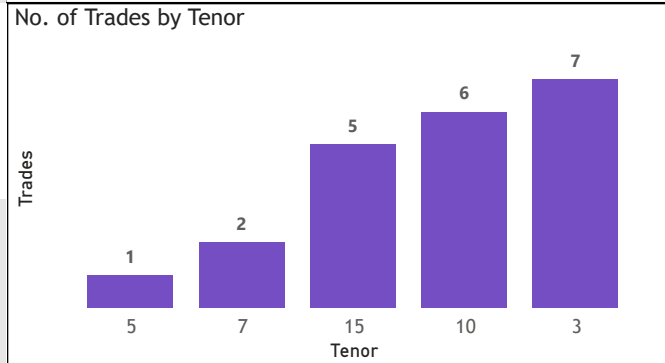
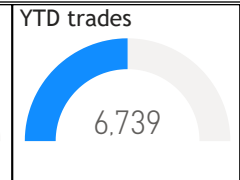
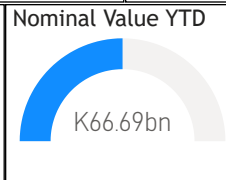
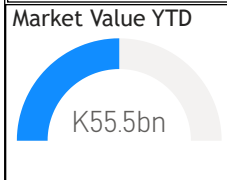


Range of Trade Prices (ZMW)\*

Tenor	Min	Max
3	99.78	99.78
5	104.58	104.58
7	87.31	107.44
10	63.87	107.73
15	77.15	130.75

Range of Yields Rates\*

Tenor	Min	Max
3	10.28	10.28
5	21.00	21.00
7	19.95	19.95
10	18.00	23.25
15	20.30	23.50



Primary Market January 18 2025 Auction

Tenor	Cut- Off Yield Rate	Coupon Rates	Range of Successful Yield Rates
2 Years	16.50	16.50	0.0000-16.5000
3 Years	19.95	19.95	15.0000-19.9500
5 Years	20.80	20.80	7.0000-20.8000
7 Years	21.50	21.50	12.0000-21.5000
10 Years	22.50	22.50	0.2300-22.5000
15 Years	23.25	23.25	0.2300-23.2500

\*Disclaimer: This content is prepared from information received by the Commission through third-party reports. The range of prices by tenor and range of yields by tenor are based on dealer submissions. The content is indicative and intended for informational purposes only and shall not in any way be deemed to be investment advice, guidance or recommendation of the SEC. Users are responsible for making investment decisions and are advised to obtain independent professional advice before acting on or using this information.



# GRZ Bonds Secondary Market Trade Summary Report

ISIN Code	Coupon Rate	Issue Date	Maturity Date	Trade Date/ Valuation Date	Years To Maturity	Nominal Value	Market Value	Min Trade Price	Max Trade Price	Min Yield	Max Yield
ZM1000005000	12	01/11/2021	01/11/2028	20/12/2024	3	K458,000.00	K399,890.88	87.31	87.31	19.95	19.95
ZM1000006248	26.5	02/04/2024	02/04/2039	27/12/2022		K10,963,330.00	K13,000,003.88	118.60	118.60	23.50	23.50
ZM1000006248	26.5	02/04/2024	02/04/2039	27/12/2024	14	K51,535,270.00	K66,691,827.85	121.82	130.75	21.00	21.50
ZM1000003112	13	05/12/2016	05/12/2026	27/12/2024	1	K127,651.00	K112,352.19	87.09	87.09	21.50	21.50
ZM1000005422	10	19/09/2022	19/09/2025	19/09/2022	3	K725,000.00	K743,049.80	99.78	99.78	10.28	10.28
ZM1000005455	13	19/09/2022	19/09/2032	27/12/2024	7	K150,000.00	K101,093.14	63.87	63.87	23.25	23.25
ZM1000006453	22.5	24/06/2024	24/06/2029	27/12/2022		K1,000,000.00	K1,045,777.63	104.58	104.58	21.00	21.00
ZM1000005851	14	24/07/2023	24/07/2038	23/12/2024	13	K103,000.00	K79,464.26	77.15	77.15	20.30	20.30
ZM1000006735	21.5	25/11/2024	25/11/2031	26/12/2024	6	K372,000.00	K399,673.55	107.44	107.44	19.95	19.95
ZM1000006743	22.5	25/11/2024	25/11/2034	26/12/2024	9	K464,000.00	K499,873.51	107.73	107.73	21.06	21.06
ZM1000005091	13	27/12/2021	27/12/2031	27/12/2022		K5,098,571.00	K3,986,551.36	74.33	80.69	18.00	20.00

Disclaimer: This content is prepared from information received by the Commission through third-party reports. The content is indicative and intended for informational purposes only and shall not in any way be deemed to be investment advice, guidance or recommendation of the SEC. Users are responsible for making investment decisions and are advised to obtain independent professional advice before acting on or using this information.