



**SECURITIES AND EXCHANGE COMMISSION**  
Protecting Investors in the Capital Markets

Date

< Tuesday, 24 December 2024 >

**K258.6M**

Total Nominal Value

**K251.6M**

Total Market Value

**24**

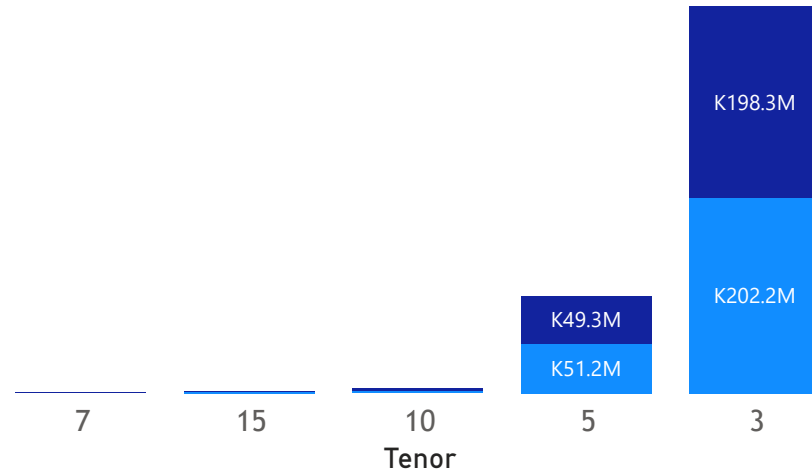
Number of Trades

# GRZ Bonds Secondary Market Trade Summary Report

## Consideration and Nominal Value

● Nominal Value ● Market Value

Nominal Value and Market Value



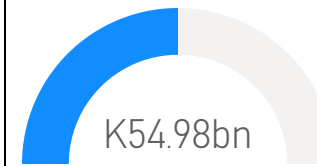
## Range of Trade Prices (ZMW)\*

Tenor	Min	Max
3	98.08	98.08
5	73.09	104.38
7	66.25	66.25
10	69.42	112.47
15	59.03	79.84


## Range of Yields Rates\*

Tenor	Min	Max
3	17.50	17.50
5	18.00	21.50
7	24.00	24.00
10	18.50	20.90
15	19.86	25.00

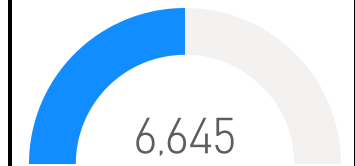
## Market Value YTD



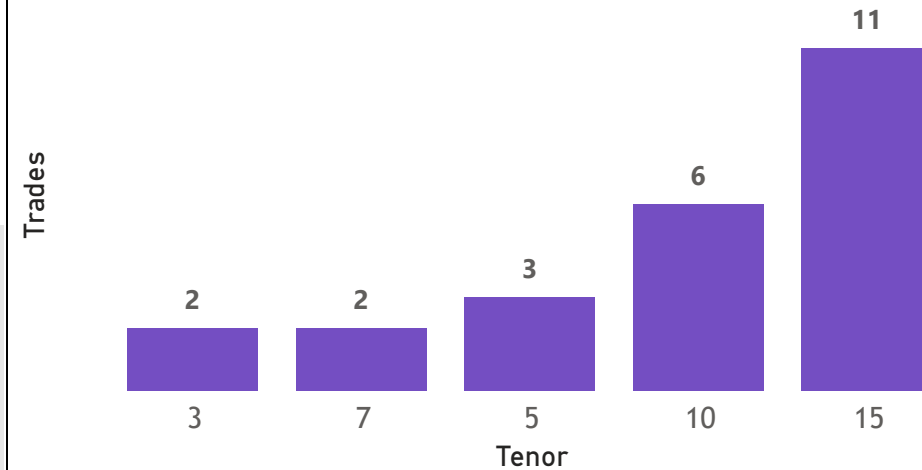
## Nominal Value YTD



## YTD trades



## No. of Trades by Tenor



## Primary Market January 18 2025 Auction

Tenor	Cut- Off Yield Rate	Coupon Rates	Range of Successful Yield Rates
2 Years	16.50	16.50	0.0000-16.5000
3 Years	19.95	19.95	15.0000-19.9500
5 Years	20.80	20.80	7.0000-20.8000
7 Years	21.50	21.50	12.0000-21.5000
10 Years	22.50	22.50	0.2300-22.5000
15 Years	23.25	23.25	0.2300-23.2500

\*Disclaimer: This content is prepared from information received by the Commission through third-party reports. The range of prices by tenor and range of yields by tenor are based on dealer submissions. The content is indicative and intended for informational purposes only and shall not in any way be deemed to be investment advice, guidance or recommendation of the SEC. Users are responsible for making investment decisions and are advised to obtain independent professional advice before acting on or using this information.

# GRZ Bonds Secondary Market Trade Summary Report

ISIN Code	Coupon Rate	Issue Date	Maturity Date	Trade Date/ Valuation Date	Years To Maturity	Nominal Value	Market Value	Min Trade Price	Max Trade Price	Min Yield	Max Yield
ZM1000005935	12	02/10/2023	02/10/2030	24/12/2024	5	K1,000,000.00	K662,304.20	66.25	66.25	24.00	24.00
ZM1000005703	14	04/03/2023	04/03/2026	24/12/2024	1	K222,000.00	K138,033.18	59.03	59.03	24.50	24.50
ZM1000005695	13	04/03/2023	04/03/2033	24/12/2024	8	K1,481,062.00	K1,158,642.47	72.46	80.08	18.50	20.90
ZM1000005695	13	04/03/2023	04/03/2033	27/12/2024	8	K357,000.00	K258,642.21	69.42	69.42	20.90	20.90
ZM1000005737	14	05/02/2023	05/02/2038	24/12/2024	13	K300,000.00	K196,200.74	65.00	65.50	22.82	23.00
ZM1000005737	14	05/02/2023	05/02/2038	30/12/2024	13	K100,000.00	K68,153.56	65.93	65.93	21.96	21.96
ZM1000005919	14	21/08/2023	21/08/2038	18/12/2024	13	K331,000.00	K249,043.30	75.24	75.24	20.48	20.48
ZM1000005919	14	21/08/2023	21/08/2038	24/12/2024	13	K159,894.00	K100,000.30	62.51	62.51	25.00	25.00
ZM1000004680	14	25/01/2021	25/01/2036	18/12/2024	11	K62,000.00	K49,503.26	79.84	79.84	19.86	19.86
ZM1000006008	11	27/11/2023	27/11/2028	30/12/2024	3	K300,000.00	K222,249.66	73.09	73.09	21.50	21.50
ZM1000005547	10	27/12/2022	27/12/2025	20/12/2024	1	K202,186,000.00	K198,301,234.20	98.08	98.08	17.50	17.50
ZM1000005091	13	27/12/2021	27/12/2031	18/12/2024	7	K538,000.00	K419,579.41	77.99	77.99	19.40	19.40
ZM1000004839	11	28/06/2021	28/06/2026	12/12/2024	1	K50,000,000.00	K48,103,899.32	96.21	96.21	18.00	18.00
ZM1000006669	21.49	28/10/2024	28/10/2029	28/10/2024	5	K925,350.00	K996,954.25	104.38	104.38	20.00	20.00
ZM1000006685	22.5	28/10/2024	28/10/2034	18/12/2024	9	K444,000.00	K499,365.26	112.47	112.47	20.32	20.32
ZM1000005497	14	31/10/2022	31/10/2037	30/12/2024	12	K213,000.00	K137,144.25	62.09	62.09	23.40	23.40

Disclaimer: This content is prepared from information received by the Commission through third-party reports. The content is indicative and intended for informational purposes only and shall not in any way be deemed to be investment advice, guidance or recommendation of the SEC. Users are responsible for making investment decisions and are advised to obtain independent professional advice before acting on or using this information.