



**SECURITIES AND EXCHANGE COMMISSION**  
Protecting Investors in the Capital Markets

Date

< Friday, 24 January 2025 >

**K472.8M**

Total Nominal Value

**K477.6M**

Total Market Value

**13**

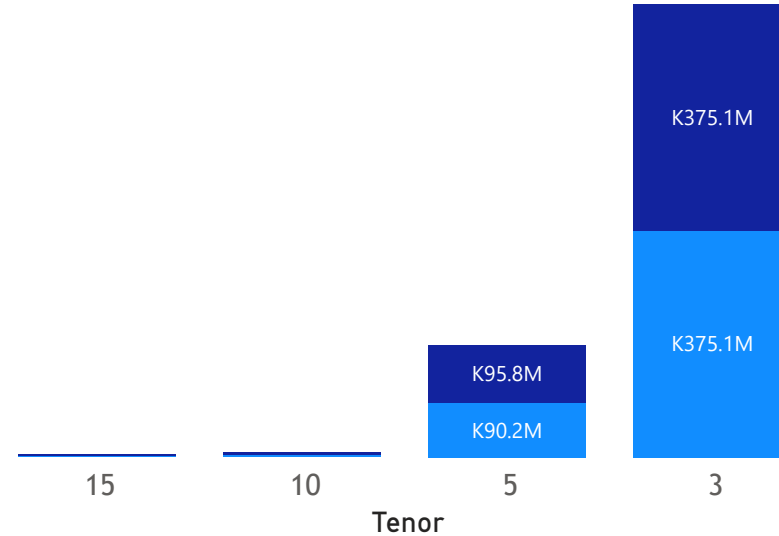
Number of Trades

# GRZ Bonds Secondary Market Trade Summary Report

## Consideration and Nominal Value

● Nominal Value ● Market Value

Nominal Value and Market Value



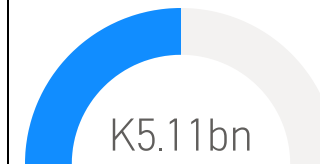
## Range of Trade Prices (ZMW)\*

Tenor	Min	Max
3	100.00	100.00
5	102.64	102.89
10	87.06	99.33
15	72.13	110.42

## Range of Yields Rates\*

Tenor	Min	Max
3	19.95	19.95
5	19.75	21.00
10	17.50	19.00
15	19.87	22.00

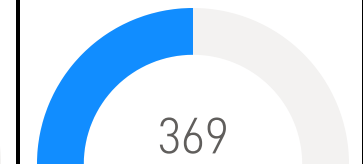
## Market Value YTD



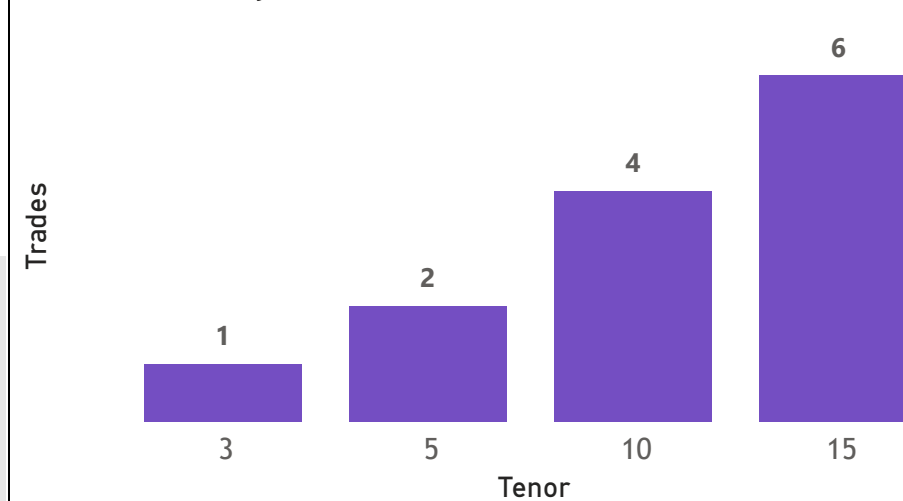
## Nominal Value YTD



## YTD trades



## No. of Trades by Tenor



## Primary Market January 18 2025 Auction

Tenor	Cut- Off Yield Rate	Coupon Rates	Range of Successful Yield Rates
2 Years	16.50	16.50	0.0000-16.5000
3 Years	19.95	19.95	15.0000-19.9500
5 Years	20.80	20.80	7.0000-20.8000
7 Years	21.50	21.50	12.0000-21.5000
10 Years	22.50	22.50	0.2300-22.5000
15 Years	23.25	23.25	0.2300-23.2500

\*Disclaimer: This content is prepared from information received by the Commission through third-party reports. The range of prices by tenor and range of yields by tenor are based on dealer submissions. The content is indicative and intended for informational purposes only and shall not in any way be deemed to be investment advice, guidance or recommendation of the SEC. Users are responsible for making investment decisions and are advised to obtain independent professional advice before acting on or using this information.

# GRZ Bonds Secondary Market Trade Summary Report

ISIN Code	Coupon Rate	Issue Date	Maturity Date	Trade Date/ Valuation Date	Years To Maturity	Nominal Value	Market Value	Min Trade Price	Max Trade Price	Min Yield	Max Yield
ZM1000003252	14	05/07/2017	05/07/2032	24/01/2025	7	K408,000.00	K294,484.57	72.13	72.13	22.00	22.00
ZM1000003120	14	05/12/2016	05/12/2031	24/01/2025	6	K391,000.00	K290,619.09	74.34	74.34	22.00	22.00
ZM1000003351	13	18/12/2017	18/12/2027	24/01/2025	2	K2,160,000.00	K1,911,240.52	87.06	88.48	19.00	19.00
ZM1000006834	19.95	20/01/2025	20/01/2028	20/01/2025	3	K375,132,443.00	K375,132,461.45	100.00	100.00	19.95	19.95
ZM1000006875	23.25	20/01/2025	20/01/2040	24/01/2025	15	K181,000.00	K199,859.83	110.42	110.42	21.00	21.00
ZM1000004748	14	22/03/2021	22/03/2036	21/01/2025	11	K254,000.00	K199,910.87	78.71	78.71	19.87	19.87
ZM1000004680	14	25/01/2021	25/01/2036	21/01/2025	11	K1,233,000.00	K999,243.90	81.04	81.04	19.90	19.90
ZM1000006727	20.74	25/11/2024	25/11/2029	25/11/2024	5	K90,000,000.00	K95,669,383.56	102.89	102.89	19.75	19.75
ZM1000006339	22	27/05/2024	27/05/2029	24/01/2025	4	K150,000.00	K159,208.63	102.64	102.64	21.00	21.00
ZM1000002999	13	29/08/2016	29/08/2026	24/01/2025	1	K2,486,000.00	K2,469,353.30	93.95	99.33	17.50	17.50
ZM1000005976	14	30/11/2023	30/11/2038	31/12/2024	13	K407,000.00	K299,514.46	73.59	73.59	20.51	20.51

Disclaimer: This content is prepared from information received by the Commission through third-party reports. The content is indicative and intended for informational purposes only and shall not in any way be deemed to be investment advice, guidance or recommendation of the SEC. Users are responsible for making investment decisions and are advised to obtain independent professional advice before acting on or using this information.