



SECURITIES AND EXCHANGE COMMISSION
Protecting Investors in the Capital Markets

Date

< Wednesday, 22 January 2025 >

K68.8M

Total Nominal Value

K75.1M

Total Market Value

18

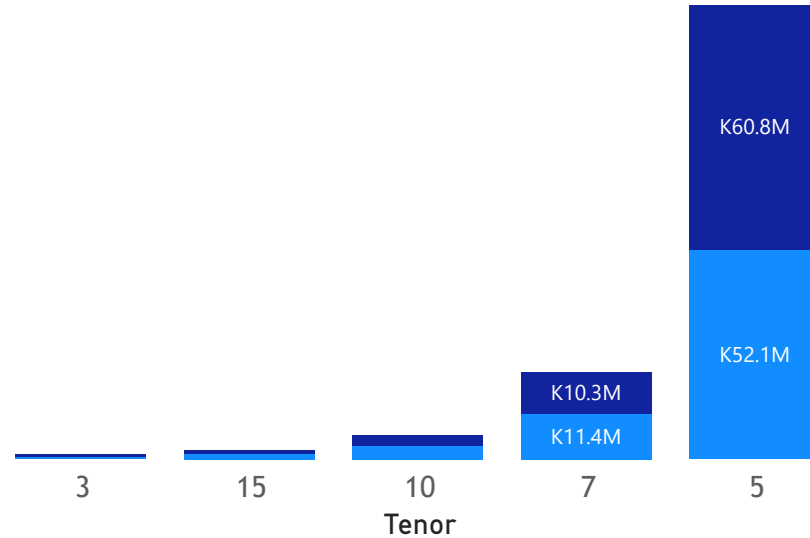
Number of Trades

GRZ Bonds Secondary Market Trade Summary Report

Consideration and Nominal Value

● Nominal Value ● Market Value

Nominal Value and Market Value




Range of Trade Prices (ZMW)*

Tenor	Min	Max
3	95.99	95.99
5	83.30	122.25
7	88.62	89.77
10	64.11	132.20
15	54.54	72.26

Range of Yields Rates*

Tenor	Min	Max
3	14.76	14.76
5	15.00	20.50
7	17.18	17.50
10	20.00	24.86
15	21.80	27.93

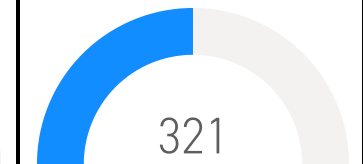
Market Value YTD



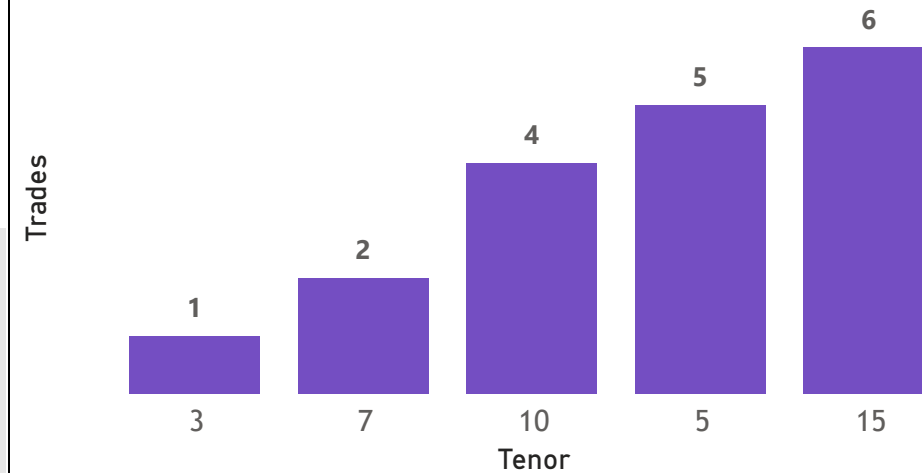
Nominal Value YTD



YTD trades



No. of Trades by Tenor



Primary Market January 18 2025 Auction

Tenor	Cut- Off Yield Rate	Coupon Rates	Range of Successful Yield Rates
2 Years	16.50	16.50	0.0000-16.5000
3 Years	19.95	19.95	15.0000-19.9500
5 Years	20.80	20.80	7.0000-20.8000
7 Years	21.50	21.50	12.0000-21.5000
10 Years	22.50	22.50	0.2300-22.5000
15 Years	23.25	23.25	0.2300-23.2500

*Disclaimer: This content is prepared from information received by the Commission through third-party reports. The range of prices by tenor and range of yields by tenor are based on dealer submissions. The content is indicative and intended for informational purposes only and shall not in any way be deemed to be investment advice, guidance or recommendation of the SEC. Users are responsible for making investment decisions and are advised to obtain independent professional advice before acting on or using this information.

GRZ Bonds Secondary Market Trade Summary Report

ISIN Code	Coupon Rate	Issue Date	Maturity Date	Trade Date/ Valuation Date	Years To Maturity	Nominal Value	Market Value	Min Trade Price	Max Trade Price	Min Yield	Max Yield
ZM1000006628	25.75	01/10/2024	01/10/2034	22/01/2025	9	K529,560.00	K700,000.56	132.20	132.20	20.00	20.00
ZM1000005000	12	01/11/2021	01/11/2028	21/01/2025	3	K319,000.00	K282,694.97	88.62	88.62	17.18	17.18
ZM1000006545	23.5	02/09/2024	02/09/2029	15/01/2025	4	K50,000,000.00	K58,801,549.32	117.60	117.60	20.50	20.50
ZM1000006545	23.5	02/09/2024	02/09/2029	17/01/2024	5	K204,000.00	K249,398.09	122.25	122.25	19.07	19.07
ZM1000005901	13	21/08/2023	21/08/2033	17/01/2024	9	K1,984,000.00	K1,271,899.38	64.11	64.11	24.86	24.86
ZM1000005919	14	21/08/2023	21/08/2038	22/01/2025	13	K1,212,256.00	K834,137.68	66.44	72.26	21.80	23.88
ZM1000005885	11	21/08/2023	24/07/2028	22/01/2025	3	K120,000.00	K99,956.76	83.30	83.30	19.55	19.55
ZM1000005810	13	26/06/2023	26/06/2033	17/01/2024	9	K776,000.00	K554,030.98	71.40	71.40	20.50	20.50
ZM1000005315	11	27/06/2022	27/06/2027	22/01/2025	2	K850,000.00	K789,346.22	92.86	92.86	15.00	15.00
ZM1000005547	10	27/12/2022	27/12/2025	23/01/2025	0	K670,000.00	K648,118.64	95.99	95.99	14.76	14.76
ZM1000005554	11	27/12/2022	27/12/2027	23/01/2025	2	K950,000.00	K820,580.54	85.56	85.56	17.50	17.50
ZM1000004581	12	30/11/2020	30/11/2027	22/01/2025	2	K11,130,000.00	K9,991,650.59	89.77	89.77	17.50	17.50
ZM1000004805	14	31/05/2021	31/05/2036	16/01/2025	11	K100,000.00	K54,543.36	54.54	54.54	27.93	27.93

Disclaimer: This content is prepared from information received by the Commission through third-party reports. The content is indicative and intended for informational purposes only and shall not in any way be deemed to be investment advice, guidance or recommendation of the SEC. Users are responsible for making investment decisions and are advised to obtain independent professional advice before acting on or using this information.