



SECURITIES AND EXCHANGE COMMISSION
Protecting Investors in the Capital Markets

Date

< Tuesday, 21 January 2025 >

K66.9M

Total Nominal Value

K60.7M

Total Market Value

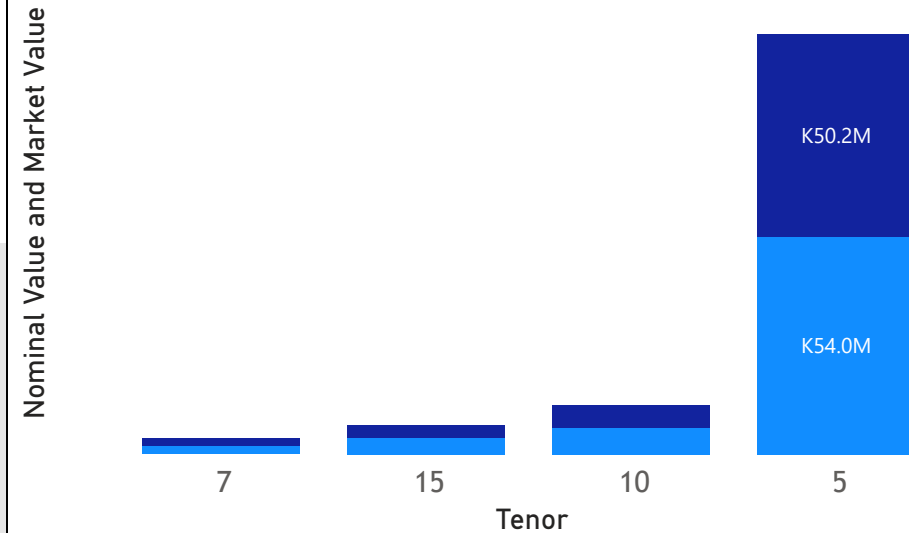
17

Number of Trades

GRZ Bonds Secondary Market Trade Summary Report

Consideration and Nominal Value

● Nominal Value ● Market Value



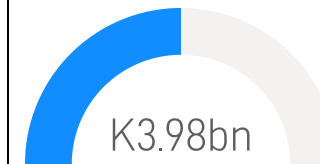
Range of Trade Prices (ZMW)*

Tenor	Min	Max
5	92.27	92.27
7	82.85	88.62
10	70.43	109.34
15	64.09	94.60

Range of Yields Rates*

Tenor	Min	Max
5	17.30	17.30
7	17.18	20.15
10	19.60	27.00
15	20.62	24.50

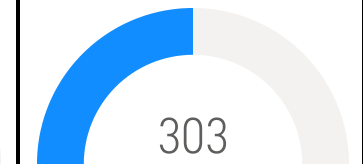
Market Value YTD



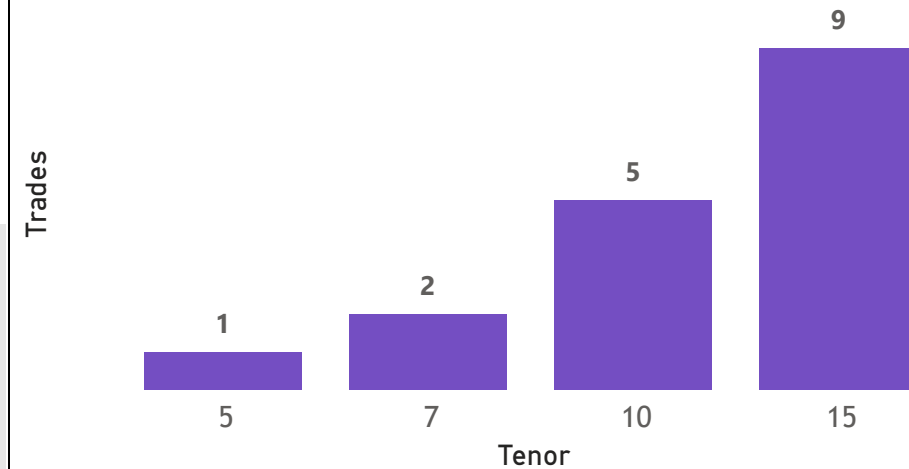
Nominal Value YTD



YTD trades



No. of Trades by Tenor



Primary Market January 18 2025 Auction

Tenor	Cut- Off Yield Rate	Coupon Rates	Range of Successful Yield Rates
2 Years	16.50	16.50	0.0000-16.5000
3 Years	19.95	19.95	15.0000-19.9500
5 Years	20.80	20.80	7.0000-20.8000
7 Years	21.50	21.50	12.0000-21.5000
10 Years	22.50	22.50	0.2300-22.5000
15 Years	23.25	23.25	0.2300-23.2500

*Disclaimer: This content is prepared from information received by the Commission through third-party reports. The range of prices by tenor and range of yields by tenor are based on dealer submissions. The content is indicative and intended for informational purposes only and shall not in any way be deemed to be investment advice, guidance or recommendation of the SEC. Users are responsible for making investment decisions and are advised to obtain independent professional advice before acting on or using this information.

GRZ Bonds Secondary Market Trade Summary Report

ISIN Code	Coupon Rate	Issue Date	Maturity Date	Trade Date/ Valuation Date	Years To Maturity	Nominal Value	Market Value	Min Trade Price	Max Trade Price	Min Yield	Max Yield
ZM1000004383	14	01/06/2020	01/06/2035	16/01/2025	10	K1,355,000.00	K999,758.08	73.78	73.78	20.62	20.62
ZM1000004383	14	01/06/2020	01/06/2035	21/01/2025	10	K1,020,000.00	K699,044.40	68.53	68.53	22.40	22.40
ZM1000005000	12	01/11/2021	01/11/2028	16/01/2025	3	K319,000.00	K282,694.97	88.62	88.62	17.18	17.18
ZM1000006560	26.75	02/09/2024	02/09/2034	21/01/2025	9	K73,000.00	K79,816.93	109.34	109.34	27.00	27.00
ZM1000001751	14	20/02/2012	16/02/2027	21/01/2025	2	K748,392.00	K708,378.04	94.60	94.60	22.50	22.50
ZM1000003351	13	18/12/2017	18/12/2027	16/01/2025	2	K2,595,000.00	K2,231,397.91	85.99	85.99	20.15	20.15
ZM1000003351	13	18/12/2017	18/12/2027	18/12/2017	10	K2,595,000.00	K2,231,397.91	84.78	84.78	20.15	20.15
ZM1000005919	14	21/08/2023	21/08/2038	21/01/2025	13	K351,634.00	K228,169.34	64.84	64.84	24.50	24.50
ZM1000005810	13	26/06/2023	26/06/2033	16/01/2025	8	K674,000.00	K499,927.55	74.17	74.17	19.60	19.60
ZM1000005810	13	26/06/2023	26/06/2033	22/01/2025	8	K776,000.00	K554,030.98	70.43	70.43	20.50	20.50
ZM1000006032	14	27/11/2023	27/11/2038	21/01/2025	13	K90,000.00	K58,333.32	64.81	64.81	23.00	23.00
ZM1000004839	11	28/06/2021	28/06/2026	28/06/2021	5	K54,000,000.00	K50,215,943.34	92.27	92.27	17.30	17.30
ZM1000004581	12	30/11/2020	30/11/2027	30/11/2020	7	K1,841,403.00	K1,556,519.77	82.85	82.85	20.15	20.15
ZM1000004805	14	31/05/2021	31/05/2036	21/01/2025	11	K476,000.00	K316,303.97	64.09	64.79	23.00	23.00

Disclaimer: This content is prepared from information received by the Commission through third-party reports. The content is indicative and intended for informational purposes only and shall not in any way be deemed to be investment advice, guidance or recommendation of the SEC. Users are responsible for making investment decisions and are advised to obtain independent professional advice before acting on or using this information.