



SECURITIES AND EXCHANGE COMMISSION
Protecting Investors in the Capital Markets

Date

< Friday, 20 December 2024 >

K384.3M

Total Nominal Value

K309.2M

Total Market Value

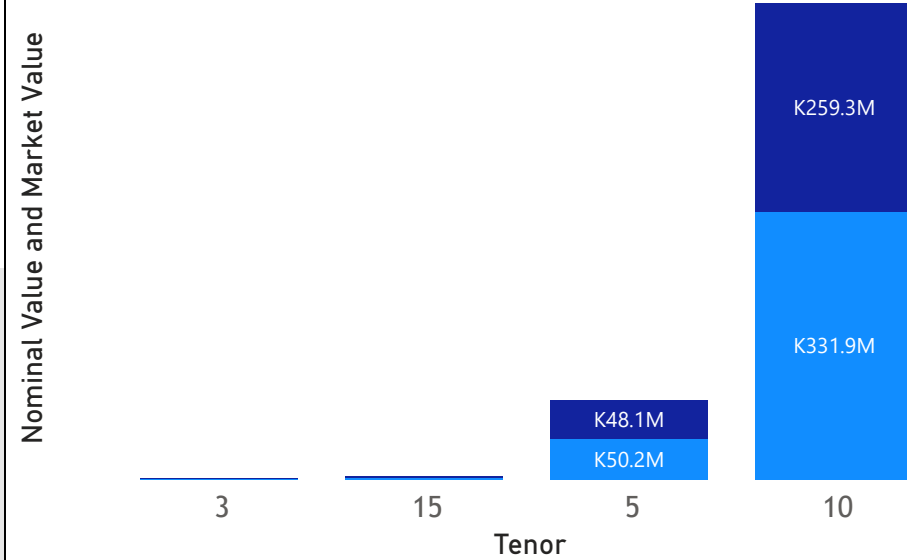
12

Number of Trades

GRZ Bonds Secondary Market Trade Summary Report

Consideration and Nominal Value

● Nominal Value ● Market Value



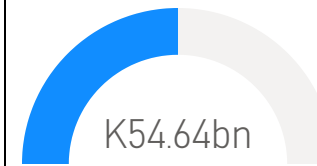
Range of Trade Prices (ZMW)*

Tenor	Min	Max
3	99.53	99.53
5	76.92	95.86
10	72.45	78.33
15	64.05	83.11

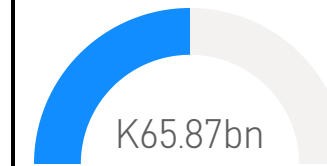
Range of Yields Rates*

Tenor	Min	Max
3	10.63	10.63
5	18.25	20.17
10	20.97	21.25
15	20.15	22.93

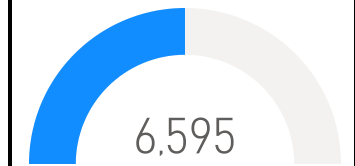
Market Value YTD



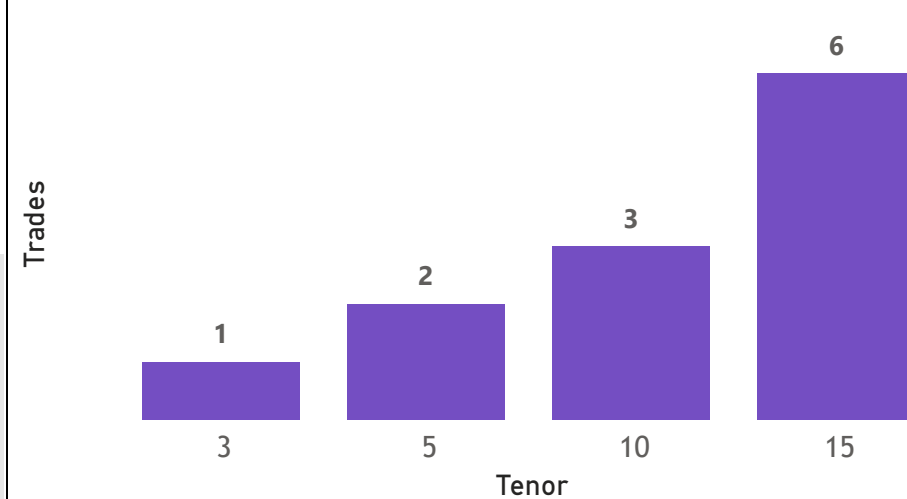
Nominal Value YTD



YTD trades



No. of Trades by Tenor



Primary Market January 18 2025 Auction

Tenor	Cut- Off Yield Rate	Coupon Rates	Range of Successful Yield Rates
2 Years	16.50	16.50	0.0000-16.5000
3 Years	19.95	19.95	15.0000-19.9500
5 Years	20.80	20.80	7.0000-20.8000
7 Years	21.50	21.50	12.0000-21.5000
10 Years	22.50	22.50	0.2300-22.5000
15 Years	23.25	23.25	0.2300-23.2500

*Disclaimer: This content is prepared from information received by the Commission through third-party reports. The range of prices by tenor and range of yields by tenor are based on dealer submissions. The content is indicative and intended for informational purposes only and shall not in any way be deemed to be investment advice, guidance or recommendation of the SEC. Users are responsible for making investment decisions and are advised to obtain independent professional advice before acting on or using this information.



GRZ Bonds Secondary Market Trade Summary Report

ISIN Code	Coupon Rate	Issue Date	Maturity Date	Trade Date/ Valuation Date	Years To Maturity	Nominal Value	Market Value	Min Trade Price	Max Trade Price	Min Yield	Max Yield
ZM1000003252	14	05/07/2017	05/07/2032	20/12/2024	7	K408,674.00	K340,000.44	83.11	83.11	20.15	20.15
ZM1000005422	10	19/09/2022	19/09/2025	19/09/2022	3	K464,000.00	K473,366.54	99.53	99.53	10.63	10.63
ZM1000005885	11	21/08/2023	24/07/2028	21/08/2023	4	K180,000.00	K144,965.41	76.92	76.92	20.17	20.17
ZM1000005851	14	24/07/2023	24/07/2038	19/12/2024	13	K260,000.00	K199,741.13	76.82	76.82	20.30	20.30
ZM1000004672	13	25/01/2021	25/01/2031	12/11/2024	6	K226,000,000.00	K177,022,146.85	78.33	78.33	20.97	20.97
ZM1000004672	13	25/01/2021	25/01/2031	25/01/2021	10	K105,878,000.00	K82,285,345.94	72.45	72.45	21.25	21.25
ZM1000004839	11	28/06/2021	28/06/2026	12/11/2024	1	K50,000,000.00	K47,930,780.82	95.86	95.86	18.25	18.25
ZM1000005760	14	29/05/2023	29/05/2038	20/12/2024	13	K576,000.00	K368,866.08	64.05	64.05	22.93	22.93
ZM1000005976	14	30/11/2023	30/11/2038	19/12/2024	13	K554,000.00	K399,916.82	72.19	72.19	20.51	20.51

Disclaimer: This content is prepared from information received by the Commission through third-party reports. The content is indicative and intended for informational purposes only and shall not in any way be deemed to be investment advice, guidance or recommendation of the SEC. Users are responsible for making investment decisions and are advised to obtain independent professional advice before acting on or using this information.