



SECURITIES AND EXCHANGE COMMISSION
Protecting Investors in the Capital Markets

Date

< Monday, 20 January 2025 >

K123.5M
Total Nominal Value

K134.6M
Total Market Value

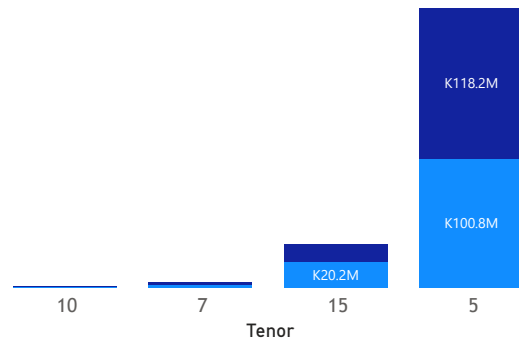
16
Number of Trades

GRZ Bonds Secondary Market Trade Summary Report

Consideration and Nominal Value

● Nominal Value ● Market Value

Nominal Value and Market Value



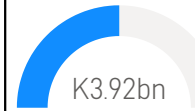
Range of Trade Prices (ZMW)*

Tenor	Min	Max
5	79.24	119.96
7	84.53	108.66
10	114.15	114.15
15	54.54	93.90

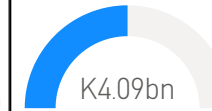
Range of Yields Rates*

Tenor	Min	Max
5	19.29	19.36
7	20.00	20.15
10	19.36	19.36
15	21.75	29.30

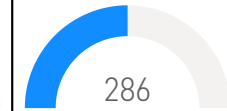
Market Value YTD



Nominal Value YTD

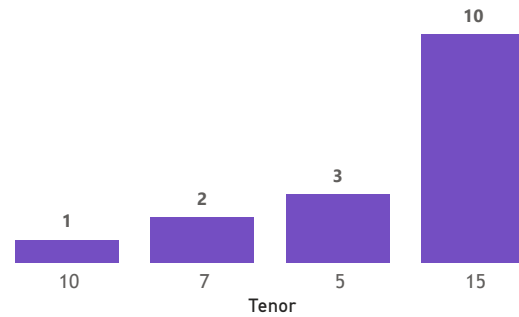


YTD trades



No. of Trades by Tenor

Trades



Primary Market January 18 2025 Auction

Tenor	Cut- Off Yield Rate	Coupon Rates	Range of Successful Yield Rates
2 Years	16.50	16.50	0.0000-16.5000
3 Years	19.95	19.95	15.0000-19.9500
5 Years	20.80	20.80	7.0000-20.8000
7 Years	21.50	21.50	12.0000-21.5000
10 Years	22.50	22.50	0.2300-22.5000
15 Years	23.25	23.25	0.2300-23.2500

*Disclaimer: This content is prepared from information received by the Commission through third-party reports. The range of prices by tenor and range of yields by tenor are based on dealer submissions. The content is indicative and intended for informational purposes only and shall not in any way be deemed to be investment advice, guidance or recommendation of the SEC. Users are responsible for making investment decisions and are advised to obtain independent professional advice before acting on or using this information.

GRZ Bonds Secondary Market Trade Summary Report

ISIN Code	Coupon Rate	Issue Date	Maturity Date	Trade Date/ Valuation Date	Years To Maturity	Nominal Value	Market Value	Min Trade Price	Max Trade Price	Min Yield	Max Yield
ZM1000004383	14	01/06/2020	01/06/2035	20/01/2025	10	K9,000,000.00	K6,276,466.85	67.74	67.74	22.00	22.00
ZM1000004383	14	01/06/2020	01/06/2035	22/01/2025	10	K9,000,000.00	K6,276,466.85	67.74	67.74	22.00	22.00
ZM1000006545	23.5	02/09/2024	02/09/2029	15/01/2025	4	K757,000.00	K599,814.24	79.24	79.24	19.36	19.36
ZM1000006545	23.5	02/09/2024	02/09/2029	27/12/2024	4	K100,000,000.00	K117,603,098.64	119.96	119.96	19.29	19.29
ZM1000005737	14	05/02/2023	05/02/2038	20/01/2025	13	K925,000.00	K606,203.72	65.54	65.54	23.16	23.16
ZM1000004748	14	22/03/2021	22/03/2036	20/01/2025	11	K827,394.00	K600,000.08	72.49	72.49	21.75	21.75
ZM1000006818	23.5	23/12/2024	23/12/2039	20/01/2025	14	K180,000.00	K172,268.00	93.90	93.90	25.05	25.05
ZM1000005851	14	24/07/2023	24/07/2038	20/01/2025	13	K35,710.00	K20,002.66	55.96	55.96	29.30	29.30
ZM1000006735	21.5	25/11/2024	25/11/2031	15/01/2025	6	K184,000.00	K199,930.04	108.66	108.66	20.00	20.00
ZM1000006685	22.5	28/10/2024	28/10/2034	15/01/2025	9	K525,000.00	K599,296.86	114.15	114.15	19.36	19.36
ZM1000005281	14	30/05/2022	30/05/2037	20/01/2025	12	K100,000.00	K62,737.66	60.78	60.78	24.00	24.00
ZM1000004581	12	30/11/2020	30/11/2027	15/01/2025	2	K1,841,403.00	K1,556,519.77	84.53	84.53	20.15	20.15
ZM1000004805	14	31/05/2021	31/05/2036	15/01/2025	11	K100,000.00	K54,543.36	54.54	54.54	23.31	23.31

Disclaimer: This content is prepared from information received by the Commission through third-party reports. The content is indicative and intended for informational purposes only and shall not in any way be deemed to be investment advice, guidance or recommendation of the SEC. Users are responsible for making investment decisions and are advised to obtain independent professional advice before acting on or using this information.