



SECURITIES AND EXCHANGE COMMISSION
Protecting Investors in the Capital Markets

Date

Thursday, 19 December 2024

K161.9M

Total Nominal Value

K153.4M

Total Market Value

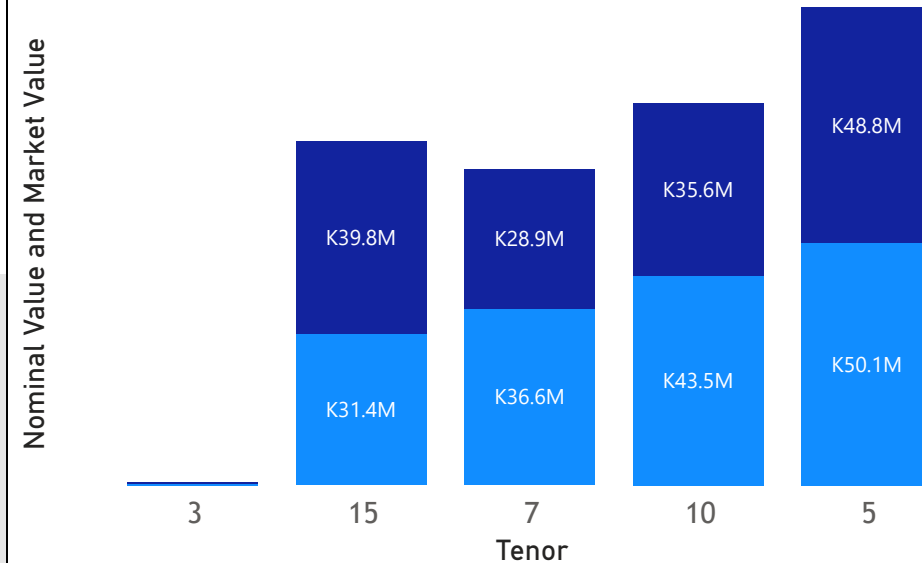
33

Number of Trades

GRZ Bonds Secondary Market Trade Summary Report

Consideration and Nominal Value

● Nominal Value ● Market Value



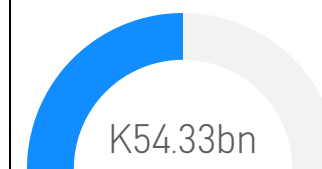
Range of Trade Prices (ZMW)*

Tenor	Min	Max
3	103.38	103.38
5	92.78	104.40
7	75.12	75.12
10	66.26	91.90
15	72.19	132.55


Range of Yields Rates*

Tenor	Min	Max
3	18.20	18.20
5	18.50	20.00
7	21.25	21.25
10	18.50	21.90
15	19.00	23.30

Market Value YTD



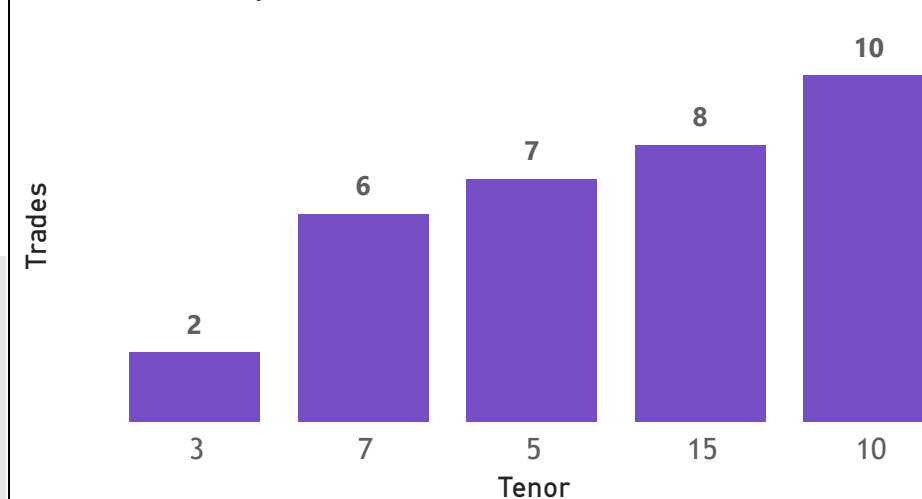
Nominal Value YTD



YTD trades



No. of Trades by Tenor



Primary Market January 18 2025 Auction

Tenor	Cut- Off Yield Rate	Coupon Rates	Range of Successful Yield Rates
2 Years	16.50	16.50	0.0000-16.5000
3 Years	19.95	19.95	15.0000-19.9500
5 Years	20.80	20.80	7.0000-20.8000
7 Years	21.50	21.50	12.0000-21.5000
10 Years	22.50	22.50	0.2300-22.5000
15 Years	23.25	23.25	0.2300-23.2500

*Disclaimer: This content is prepared from information received by the Commission through third-party reports. The range of prices by tenor and range of yields by tenor are based on dealer submissions. The content is indicative and intended for informational purposes only and shall not in any way be deemed to be investment advice, guidance or recommendation of the SEC. Users are responsible for making investment decisions and are advised to obtain independent professional advice before acting on or using this information.



GRZ Bonds Secondary Market Trade Summary Report

ISIN Code	Coupon Rate	Issue Date	Maturity Date	Trade Date/ Valuation Date	Years To Maturity	Nominal Value	Market Value	Min Trade Price	Max Trade Price	Min Yield	Max Yield
ZM1000006636	27.75	01/10/2024	01/10/2039	19/12/2024	14	K120,722.00	K160,000.24	132.55	132.55	21.70	21.70
ZM1000006578	28.35	02/09/2024	02/09/2039	02/09/2024	15	K30,000,000.00	K38,575,321.23	120.23	120.23	23.30	23.30
ZM1000003112	13	05/12/2016	05/12/2026	05/12/2016	10	K7,310,000.00	K6,680,472.30	90.89	90.89	18.75	18.75
ZM1000002643	14	16/02/2015	16/02/2030	19/12/2024	5	K202,497.00	K180,000.08	83.94	83.94	19.00	19.00
ZM1000001637	14	21/11/2011	17/11/2026	19/12/2024	1	K308,628.00	K282,511.78	91.49	91.49	21.50	21.50
ZM1000005158	12	21/02/2022	21/02/2029	21/02/2022	7	K36,567,000.00	K28,912,029.48	75.12	75.12	21.25	21.25
ZM1000005851	14	24/07/2023	24/07/2038	16/12/2024	13	K260,000.00	K199,741.13	76.82	76.82	20.30	20.30
ZM1000004656	11	25/01/2021	25/01/2026	25/01/2021	5	K50,000,000.00	K48,605,818.50	92.78	92.78	18.50	18.50
ZM1000005810	13	26/06/2023	26/06/2033	26/03/2023	10	K24,000,000.00	K17,406,934.36	66.26	66.26	21.90	21.90
ZM1000006321	20	27/05/2024	27/05/2027	27/05/2024	3	K288,000.00	K301,220.30	103.38	103.38	18.20	18.20
ZM1000005091	13	27/12/2021	27/12/2031	19/12/2024	7	K1,055,922.00	K899,999.72	85.22	85.22	18.50	18.50
ZM1000006669	21.49	28/10/2024	28/10/2029	28/10/2024	5	K138,440.00	K148,763.59	104.40	104.40	20.00	20.00
ZM1000002999	13	29/08/2016	29/08/2026	29/08/2016	10	K11,110,000.00	K10,653,716.86	91.90	91.90	18.75	18.75
ZM1000005976	14	30/11/2023	30/11/2038	16/12/2024	14	K554,000.00	K399,916.82	72.19	72.19	20.51	20.51

Disclaimer: This content is prepared from information received by the Commission through third-party reports. The content is indicative and intended for informational purposes only and shall not in any way be deemed to be investment advice, guidance or recommendation of the SEC. Users are responsible for making investment decisions and are advised to obtain independent professional advice before acting on or using this information.