



SECURITIES AND EXCHANGE COMMISSION
Protecting Investors in the Capital Markets

Date

< Wednesday, 18 December 2024 >

K211.1M

Total Nominal Value

K199.0M

Total Market Value

27

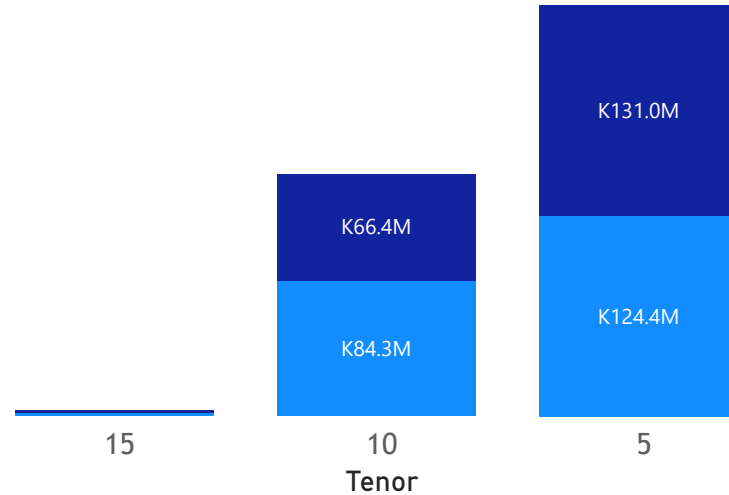
Number of Trades

GRZ Bonds Secondary Market Trade Summary Report

Consideration and Nominal Value

● Nominal Value ● Market Value

Nominal Value and Market Value




Range of Trade Prices (ZMW)*

Tenor	Min	Max
5	76.90	103.80
10	75.77	129.87
15	60.05	116.65

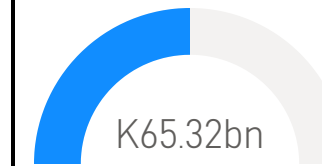
Range of Yields Rates*

Tenor	Min	Max
5	17.00	25.20
10	20.00	21.88
15	21.25	24.50

Market Value YTD



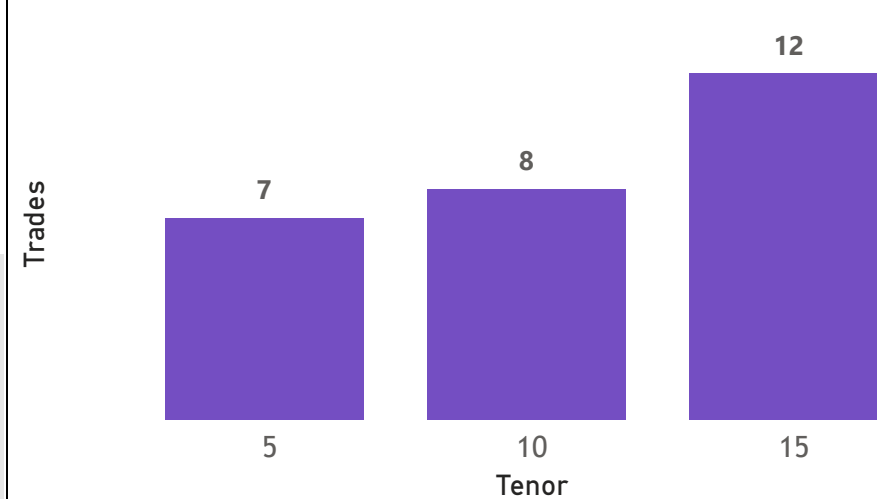
Nominal Value YTD



YTD trades



No. of Trades by Tenor



Primary Market January 18 2025 Auction

Tenor	Cut- Off Yield Rate	Coupon Rates	Range of Successful Yield Rates
2 Years	16.50	16.50	0.0000-16.5000
3 Years	19.95	19.95	15.0000-19.9500
5 Years	20.80	20.80	7.0000-20.8000
7 Years	21.50	21.50	12.0000-21.5000
10 Years	22.50	22.50	0.2300-22.5000
15 Years	23.25	23.25	0.2300-23.2500

*Disclaimer: This content is prepared from information received by the Commission through third-party reports. The range of prices by tenor and range of yields by tenor are based on dealer submissions. The content is indicative and intended for informational purposes only and shall not in any way be deemed to be investment advice, guidance or recommendation of the SEC. Users are responsible for making investment decisions and are advised to obtain independent professional advice before acting on or using this information.

GRZ Bonds Secondary Market Trade Summary Report

ISIN Code	Coupon Rate	Issue Date	Maturity Date	Trade Date/ Valuation Date	Years To Maturity	Nominal Value	Market Value	Min Trade Price	Max Trade Price	Min Yield	Max Yield
ZM1000004383	14	01/06/2020	01/06/2035	18/12/2024	10	K691,770.00	K426,553.46	61.63	61.63	24.50	24.50
ZM1000006628	25.75	01/10/2024	01/10/2034	18/12/2024	9	K4,620,400.00	K5,999,999.86	129.87	129.87	20.00	20.00
ZM1000006578	28.35	02/09/2024	02/09/2039	19/12/2024	14	K112,000.00	K138,983.44	114.60	116.65	24.05	24.50
ZM1000005703	14	04/03/2023	04/03/2026	19/12/2024	1	K140,000.00	K89,268.90	60.81	60.81	23.80	23.80
ZM1000006099	22	22/01/2024	22/01/2029	22/01/2024	5	K69,825,000.00	K78,752,490.68	103.80	103.80	20.55	20.55
ZM1000005885	11	21/08/2023	24/07/2028	21/08/2023	4	K590,000.00	K474,664.23	76.90	76.90	20.17	20.17
ZM1000004656	11	25/01/2021	25/01/2026	13/12/2024	1	K639,000.00	K585,608.99	90.47	90.47	25.20	25.20
ZM1000004672	13	25/01/2021	25/01/2031	12/10/2024	6	K79,700,000.00	K60,392,529.79	75.77	75.77	21.88	21.88
ZM1000006065	14	26/12/2023	26/12/2038	18/12/2024	14	K91,800.00	-K22,071.32	60.05	69.48	23.00	24.00
ZM1000005109	14	27/12/2021	27/12/2036	18/12/2024	12	K1,270,996.00	K868,548.30	66.28	68.87	21.25	22.10
ZM1000005109	14	27/12/2021	27/12/2036	19/12/2024	12	K62,000.00	K45,252.33	66.28	66.28	22.10	22.10
ZM1000004839	11	28/06/2021	28/06/2026	18/12/2024	1	K800,000.00	K779,385.58	92.21	92.21	17.00	17.00
ZM1000004839	11	28/06/2021	28/06/2026	25/01/2021	5	K52,500,000.00	K50,360,240.79	90.68	91.96	17.20	18.25
ZM1000005497	14	31/10/2022	31/10/2037	19/12/2024	12	K100,000.00	K63,575.80	61.70	61.70	23.54	23.54