



**SECURITIES AND EXCHANGE COMMISSION**  
Protecting Investors in the Capital Markets

Date

< Friday, 17 January 2025 >

**K58.6M**

Total Nominal Value

**K54.2M**

Total Market Value

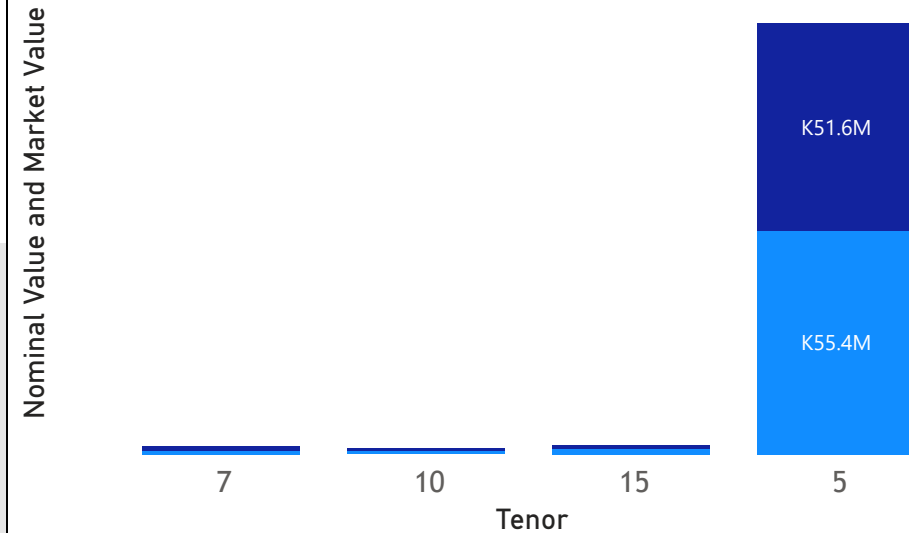
**13**

Number of Trades

# GRZ Bonds Secondary Market Trade Summary Report

## Consideration and Nominal Value

● Nominal Value ● Market Value




## Range of Trade Prices (ZMW)\*

Tenor	Min	Max
5	92.39	96.66
7	105.31	105.31
10	63.16	64.19
15	68.67	80.89

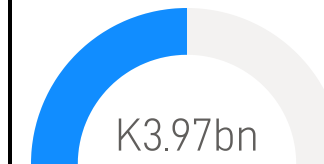
## Range of Yields Rates\*

Tenor	Min	Max
5	13.38	24.45
7	20.00	20.00
10	23.00	23.00
15	19.86	23.00

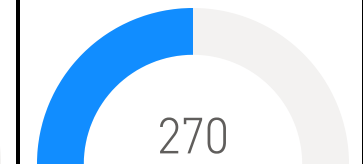
## Market Value YTD



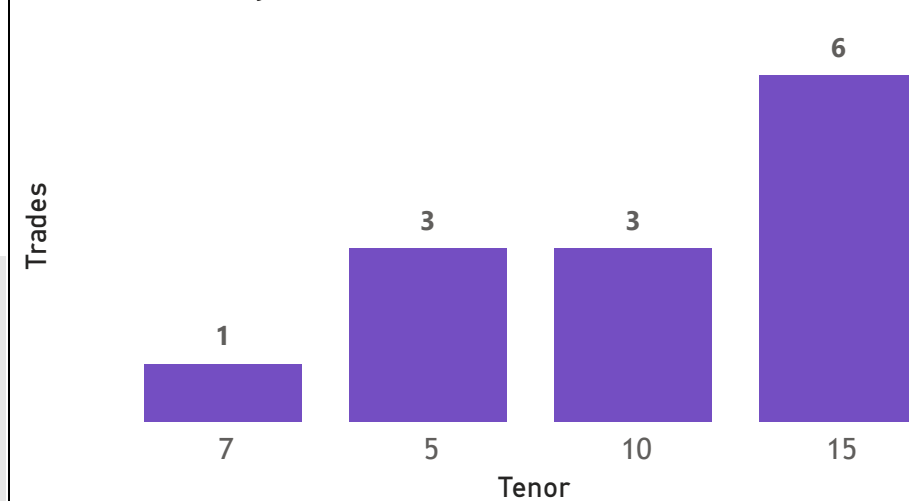
## Nominal Value YTD



## YTD trades



## No. of Trades by Tenor



## Primary Market January 18 2025 Auction

Tenor	Cut- Off Yield Rate	Coupon Rates	Range of Successful Yield Rates
2 Years	16.50	16.50	0.0000-16.5000
3 Years	19.95	19.95	15.0000-19.9500
5 Years	20.80	20.80	7.0000-20.8000
7 Years	21.50	21.50	12.0000-21.5000
10 Years	22.50	22.50	0.2300-22.5000
15 Years	23.25	23.25	0.2300-23.2500

\*Disclaimer: This content is prepared from information received by the Commission through third-party reports. The range of prices by tenor and range of yields by tenor are based on dealer submissions. The content is indicative and intended for informational purposes only and shall not in any way be deemed to be investment advice, guidance or recommendation of the SEC. Users are responsible for making investment decisions and are advised to obtain independent professional advice before acting on or using this information.



# GRZ Bonds Secondary Market Trade Summary Report

ISIN Code	Coupon Rate	Issue Date	Maturity Date	Trade Date/ Valuation Date	Years To Maturity	Nominal Value	Market Value	Min Trade Price	Max Trade Price	Min Yield	Max Yield
ZM1000004383	14	01/06/2020	01/06/2035	14/01/2025	10	K67,000.00	K49,901.16	74.48	74.48	20.42	20.42
ZM1000004383	14	01/06/2020	01/06/2035	17/01/2025	10	K854,000.00	K599,999.98	70.23	70.23	21.80	21.80
ZM1000005901	13	21/08/2023	21/08/2033	17/01/2025	8	K250,000.00	K171,165.62	63.16	63.16	23.00	23.00
ZM1000004748	14	22/03/2021	22/03/2036	17/01/2025	11	K360,000.00	K247,311.26	68.67	68.67	23.00	23.00
ZM1000004656	11	25/01/2021	25/01/2026	13/01/2025	1	K379,000.00	K354,819.18	93.62	93.62	24.45	24.45
ZM1000004680	14	25/01/2021	25/01/2036	14/01/2025	11	K61,000.00	K49,340.64	80.89	80.89	19.86	19.86
ZM1000005075	11	27/12/2021	27/12/2026	14/01/2025	1	K1,034,000.00	K999,448.65	96.66	96.66	13.38	13.38
ZM1000005570	13	27/12/2022	27/12/2032	17/01/2025	7	K692,000.00	K449,375.43	64.19	64.19	23.00	23.00
ZM1000004839	11	28/06/2021	28/06/2026	21/01/2025	1	K54,000,000.00	K50,278,475.34	92.39	92.39	17.20	17.20
ZM1000006677	21.5	28/10/2024	28/10/2031	17/01/2025	6	K908,394.00	K999,999.98	105.31	105.31	20.00	20.00

Disclaimer: This content is prepared from information received by the Commission through third-party reports. The content is indicative and intended for informational purposes only and shall not in any way be deemed to be investment advice, guidance or recommendation of the SEC. Users are responsible for making investment decisions and are advised to obtain independent professional advice before acting on or using this information.