



SECURITIES AND EXCHANGE COMMISSION
Protecting Investors in the Capital Markets

Date

< Thursday, 16 January 2025 >

K17.6M

Total Nominal Value

K17.8M

Total Market Value

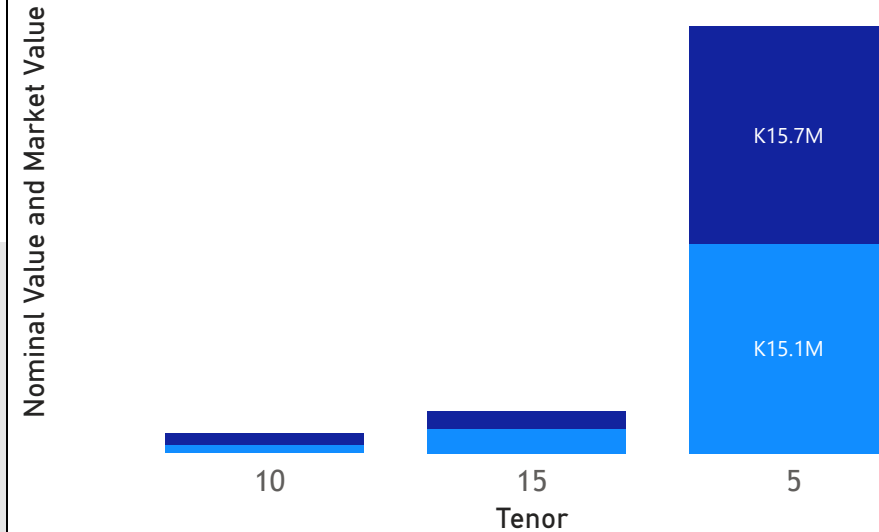
8

Number of Trades

GRZ Bonds Secondary Market Trade Summary Report

Consideration and Nominal Value

● Nominal Value ● Market Value




Range of Trade Prices (ZMW)*

Tenor	Min	Max
5	94.54	107.51
10	125.89	125.89
15	70.83	73.78

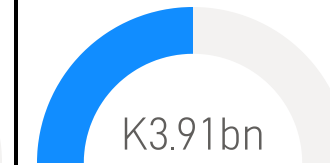
Range of Yields Rates*

Tenor	Min	Max
5	16.00	20.50
10	20.00	20.00
15	20.62	21.60

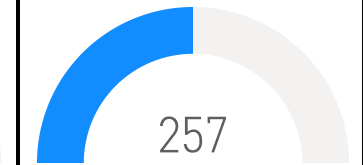
Market Value YTD



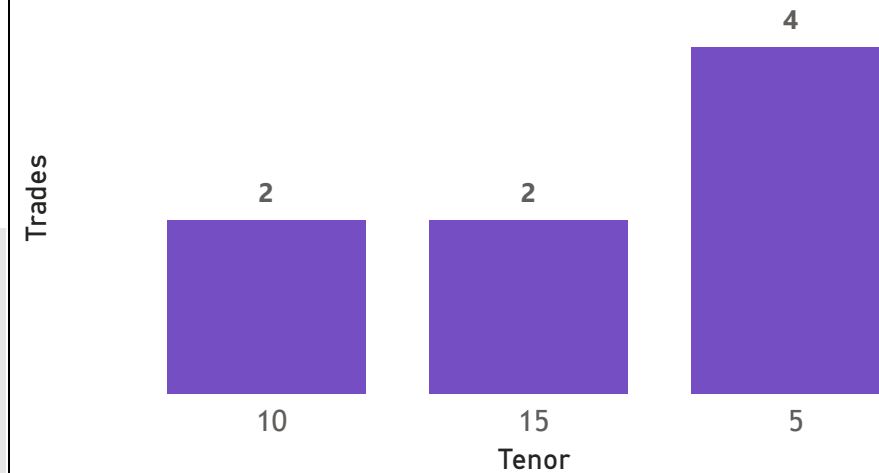
Nominal Value YTD



YTD trades



No. of Trades by Tenor



Primary Market January 18 2025 Auction

Tenor	Cut- Off Yield Rate	Coupon Rates	Range of Successful Yield Rates
2 Years	16.50	16.50	0.0000-16.5000
3 Years	19.95	19.95	15.0000-19.9500
5 Years	20.80	20.80	7.0000-20.8000
7 Years	21.50	21.50	12.0000-21.5000
10 Years	22.50	22.50	0.2300-22.5000
15 Years	23.25	23.25	0.2300-23.2500

*Disclaimer: This content is prepared from information received by the Commission through third-party reports. The range of prices by tenor and range of yields by tenor are based on dealer submissions. The content is indicative and intended for informational purposes only and shall not in any way be deemed to be investment advice, guidance or recommendation of the SEC. Users are responsible for making investment decisions and are advised to obtain independent professional advice before acting on or using this information.

GRZ Bonds Secondary Market Trade Summary Report

ISIN Code	Coupon Rate	Issue Date	Maturity Date	Trade Date/ Valuation Date	Years To Maturity	Nominal Value	Market Value	Min Trade Price	Max Trade Price	Min Yield	Max Yield
ZM1000004383	14	01/06/2020	01/06/2035	13/01/2025	10	K1,355,000.00	K999,758.08	73.78	73.78	20.62	20.62
ZM1000004383	14	01/06/2020	01/06/2035	16/01/2025	10	K427,000.00	K302,559.85	70.83	70.83	21.60	21.60
ZM1000005190	11	23/03/2022	23/03/2027	16/01/2025	2	K148,074.00	K139,999.20	94.54	94.54	16.00	16.00
ZM1000006784	20.8	23/12/2024	23/12/2029	23/12/2024	5	K10,000,000.00	K10,221,437.12	102.21	102.21	20.50	20.50
ZM1000006669	21.49	28/10/2024	28/10/2029	13/01/2025	4	K5,000,000.00	K5,375,541.85	107.51	107.51	20.50	20.50
ZM1000006297	24.97	30/04/2024	30/04/2034	16/01/2025	9	K635,546.00	K800,000.30	125.89	125.89	20.00	20.00