



SECURITIES AND EXCHANGE COMMISSION
Protecting Investors in the Capital Markets

Date

< Wednesday, 15 January 2025 >

K350.9M

Total Nominal Value

K332.7M

Total Market Value

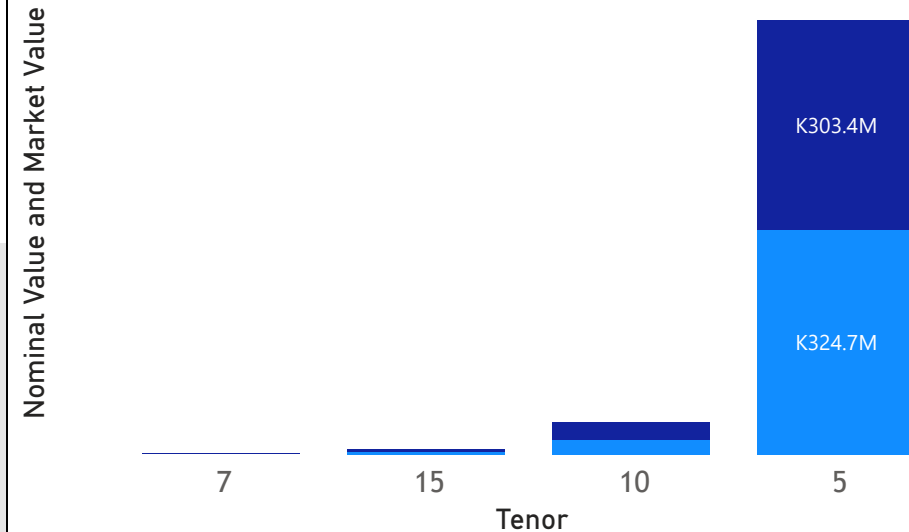
31

Number of Trades

GRZ Bonds Secondary Market Trade Summary Report

Consideration and Nominal Value

● Nominal Value ● Market Value



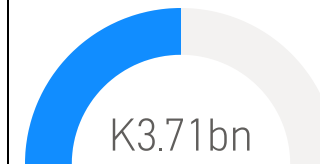
Range of Trade Prices (ZMW)*

Tenor	Min	Max
5	72.74	103.62
7	79.80	79.80
10	60.49	124.84
15	58.44	74.62

Range of Yields Rates*

Tenor	Min	Max
5	16.55	22.50
7	23.00	23.00
10	22.80	24.67
15	21.00	25.02

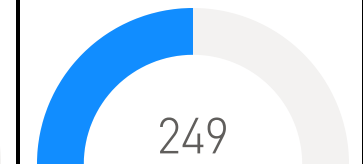
Market Value YTD



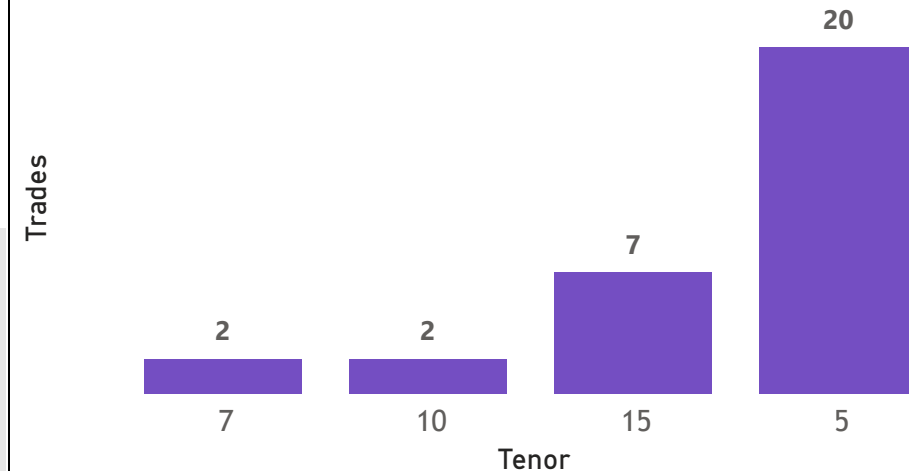
Nominal Value YTD



YTD trades



No. of Trades by Tenor



Primary Market January 18 2025 Auction

Tenor	Cut- Off Yield Rate	Coupon Rates	Range of Successful Yield Rates
2 Years	16.50	16.50	0.0000-16.5000
3 Years	19.95	19.95	15.0000-19.9500
5 Years	20.80	20.80	7.0000-20.8000
7 Years	21.50	21.50	12.0000-21.5000
10 Years	22.50	22.50	0.2300-22.5000
15 Years	23.25	23.25	0.2300-23.2500

*Disclaimer: This content is prepared from information received by the Commission through third-party reports. The range of prices by tenor and range of yields by tenor are based on dealer submissions. The content is indicative and intended for informational purposes only and shall not in any way be deemed to be investment advice, guidance or recommendation of the SEC. Users are responsible for making investment decisions and are advised to obtain independent professional advice before acting on or using this information.

GRZ Bonds Secondary Market Trade Summary Report

ISIN Code	Coupon Rate	Issue Date	Maturity Date	Trade Date/ Valuation Date	Years To Maturity	Nominal Value	Market Value	Min Trade Price	Max Trade Price	Min Yield	Max Yield
ZM1000006560	26.75	02/09/2024	02/09/2034	01/10/2025	8	K20,000,000.00	K24,968,089.59	124.84	124.84	22.80	22.80
ZM1000005679	11	04/03/2023	04/03/2028	15/01/2025	3	K1,622,118.00	K1,399,999.34	85.58	86.63	18.00	18.50
ZM1000004730	12	22/03/2021	22/03/2028	15/01/2025	3	K1,001,988.00	K800,000.22	79.80	79.80	23.00	23.00
ZM1000004748	14	22/03/2021	22/03/2036	15/01/2025	11	K2,637,590.00	K1,958,842.58	73.05	74.62	21.00	21.50
ZM1000005406	14	22/08/2022	22/08/2037	17/03/2023	14	K119,000.00	K69,546.57	58.44	58.44	25.02	25.02
ZM1000005612	14	23/01/2023	23/01/2038	17/03/2023	14	K841,000.00	K499,707.09	59.42	59.42	25.02	25.02
ZM1000003872	14	23/04/2018	23/04/2033	17/03/2023	10	K752,000.00	K499,505.80	66.42	66.42	24.73	24.73
ZM1000004656	11	25/01/2021	25/01/2026	17/03/2023	2	K371,000.00	K299,926.13	80.84	80.84	21.07	21.07
ZM1000006727	20.74	25/11/2024	25/11/2029	15/01/2025	4	K60,000,000.00	K62,174,796.98	103.62	103.62	20.50	20.50
ZM1000006008	11	27/11/2023	27/11/2028	15/01/2025	3	K351,418.00	K255,518.18	72.74	72.74	22.50	22.50
ZM1000005570	13	27/12/2022	27/12/2032	17/03/2023	9	K826,000.00	K499,684.44	60.49	60.49	24.67	24.67
ZM1000004839	11	28/06/2021	28/06/2026	01/07/2025	0	K253,277,000.00	K230,812,295.08	91.13	91.13	18.50	18.50
ZM1000004839	11	28/06/2021	28/06/2026	15/01/2025	1	K8,100,000.00	K7,578,177.60	92.91	93.10	16.55	16.70
ZM1000004839	11	28/06/2021	28/06/2026	17/01/2025	1	K966,200.00	K903,082.02	92.86	92.86	16.75	16.75

Disclaimer: This content is prepared from information received by the Commission through third-party reports. The content is indicative and intended for informational purposes only and shall not in any way be deemed to be investment advice, guidance or recommendation of the SEC. Users are responsible for making investment decisions and are advised to obtain independent professional advice before acting on or using this information.