



SECURITIES AND EXCHANGE COMMISSION
Protecting Investors in the Capital Markets

Date

< Tuesday, 14 January 2025 >

K119.4M

Total Nominal Value

K94.6M

Total Market Value

30

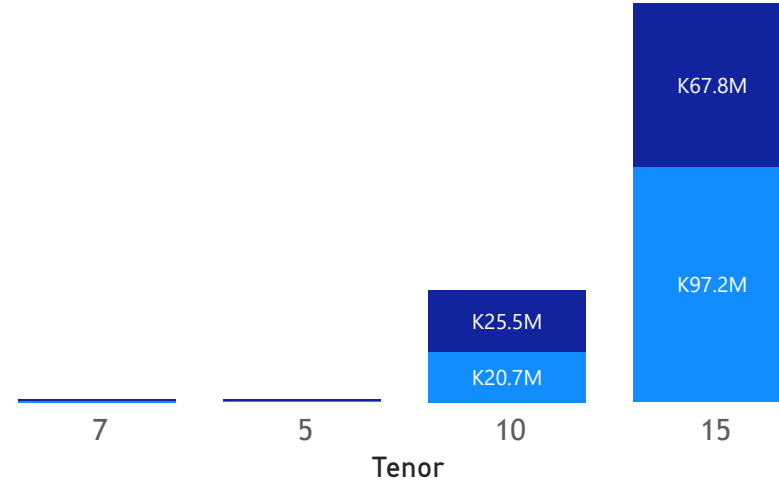
Number of Trades

GRZ Bonds Secondary Market Trade Summary Report

Consideration and Nominal Value

● Nominal Value ● Market Value

Nominal Value and Market Value



Range of Trade Prices (ZMW)*

Tenor	Min	Max
5	75.73	97.18
7	91.60	102.79
10	74.16	124.84
15	56.20	112.43

Range of Yields Rates*

Tenor	Min	Max
5	17.17	20.00
7	13.26	25.00
10	19.51	22.80
15	20.57	26.01

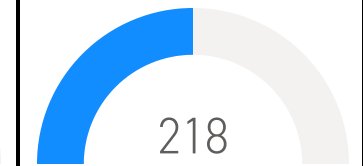
Market Value YTD



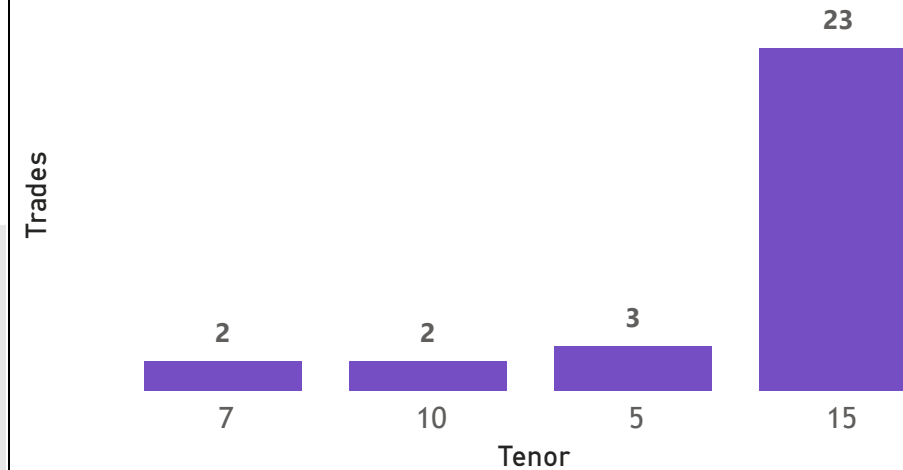
Nominal Value YTD



YTD trades



No. of Trades by Tenor



Primary Market January 18 2025 Auction

Tenor	Cut- Off Yield Rate	Coupon Rates	Range of Successful Yield Rates
2 Years	16.50	16.50	0.0000-16.5000
3 Years	19.95	19.95	15.0000-19.9500
5 Years	20.80	20.80	7.0000-20.8000
7 Years	21.50	21.50	12.0000-21.5000
10 Years	22.50	22.50	0.2300-22.5000
15 Years	23.25	23.25	0.2300-23.2500

*Disclaimer: This content is prepared from information received by the Commission through third-party reports. The range of prices by tenor and range of yields by tenor are based on dealer submissions. The content is indicative and intended for informational purposes only and shall not in any way be deemed to be investment advice, guidance or recommendation of the SEC. Users are responsible for making investment decisions and are advised to obtain independent professional advice before acting on or using this information.

GRZ Bonds Secondary Market Trade Summary Report

ISIN Code	Coupon Rate	Issue Date	Maturity Date	Trade Date/ Valuation Date	Years To Maturity	Nominal Value	Market Value	Min Trade Price	Max Trade Price	Min Yield	Max Yield
ZM1000004383	14	01/06/2020	01/06/2035	01/06/2020	15	K90,000,000.00	K62,478,154.11	67.73	67.73	22.00	22.00
ZM1000006560	26.75	02/09/2024	02/09/2034	31/12/2024	9	K20,000,000.00	K24,968,089.59	124.84	124.84	22.80	22.80
ZM1000006578	28.35	02/09/2024	02/09/2039	16/01/2025	14	K25,000.00	K30,738.14	112.43	112.43	25.00	25.00
ZM1000005703	14	04/03/2023	04/03/2026	14/01/2025	1	K466,826.00	K326,389.12	69.93	69.93	22.00	22.00
ZM1000005679	11	04/03/2023	04/03/2028	31/12/2024	3	K113,000.00	K99,732.34	88.26	88.26	17.17	17.17
ZM1000005463	14	19/09/2022	19/09/2037	14/01/2025	12	K1,127,620.00	K797,613.44	70.78	70.78	22.00	22.00
ZM1000004953	11	20/09/2021	20/09/2026	14/01/2025	1	K528,000.00	K399,862.40	75.73	75.73	20.00	20.00
ZM1000005224	14	23/03/2022	23/03/2037	14/01/2025	12	K469,000.00	K319,586.67	68.14	68.14	22.90	22.90
ZM1000006818	23.5	23/12/2024	23/12/2039	01/08/2025	14	K552,000.00	K599,178.64	108.55	108.55	21.84	21.84
ZM1000003211	14	24/04/2017	24/04/2032	14/01/2025	7	K247,020.00	K186,445.68	75.47	75.47	21.75	21.75
ZM1000005851	14	24/07/2023	24/07/2038	01/08/2025	13	K118,000.00	K90,780.02	76.93	76.93	20.57	20.57
ZM1000005851	14	24/07/2023	24/07/2038	14/01/2025	13	K606,290.00	K440,003.70	72.52	72.52	22.00	22.00
ZM1000004656	11	25/01/2021	25/01/2026	14/01/2025	1	K150,000.00	K145,763.40	97.18	97.18	20.00	20.00
ZM1000006735	21.5	25/11/2024	25/11/2031	14/01/2025	6	K30,000.00	K27,479.58	91.60	91.60	25.00	25.00
ZM1000005810	13	26/06/2023	26/06/2033	01/08/2025	7	K728,000.00	K539,890.60	74.16	74.16	19.51	19.51
ZM1000005828	14	26/06/2023	26/06/2038	01/08/2025	12	K180,000.00	K101,153.54	56.20	56.20	26.01	26.01
ZM1000004136	12	26/08/2019	26/08/2026	01/08/2025	1	K583,000.00	K599,248.44	102.79	102.79	13.26	13.26
ZM1000005760	14	29/05/2023	29/05/2038	14/01/2025	13	K468,000.00	K316,726.74	67.69	67.69	22.00	22.00
ZM1000005760	14	29/05/2023	29/05/2038	17/01/2025	13	K156,000.00	K105,575.58	65.80	65.80	22.00	22.00
ZM1000005976	14	30/11/2023	30/11/2038	14/01/2025	13	K40,000.00	K25,711.19	64.28	64.28	23.50	23.50
ZM1000004805	14	31/05/2021	31/05/2036	14/01/2025	11	K2,088,000.00	K1,465,840.65	69.93	70.24	21.50	21.60
ZM1000004805	14	31/05/2021	31/05/2036	17/01/2025	11	K696,000.00	K487,186.75	68.16	68.16	21.60	21.60

Disclaimer: This content is prepared from information received by the Commission through third-party reports. The content is indicative and intended for informational purposes only and shall not in any way be deemed to be investment advice, guidance or recommendation of the SEC. Users are responsible for making investment decisions and are advised to obtain independent professional advice before acting on or using this information.