



SECURITIES AND EXCHANGE COMMISSION
Protecting Investors in the Capital Markets

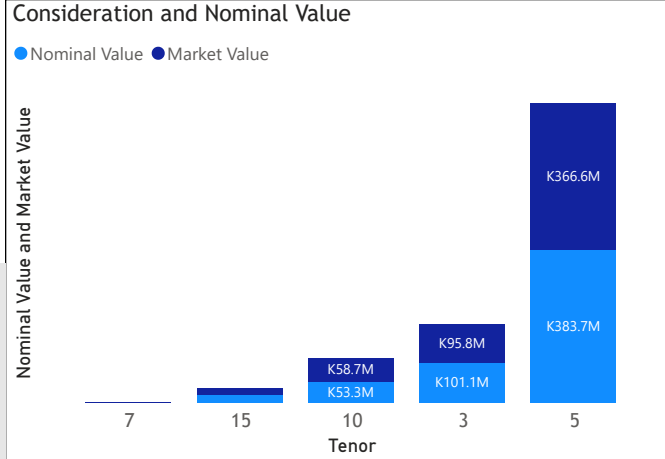
Date
Monday, 13 January 2025

K556.9M
Total Nominal Value

K538.8M
Total Market Value

29
Number of Trades

GRZ Bonds Secondary Market Trade Summary Report

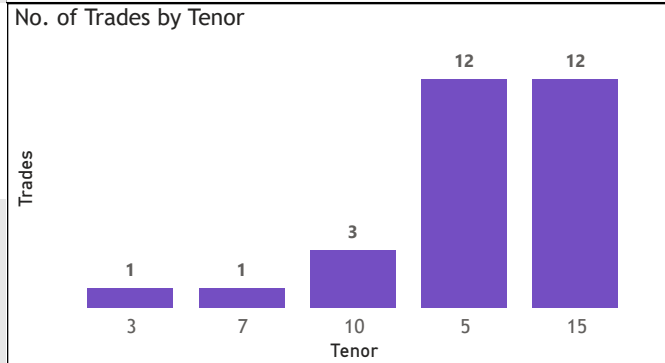
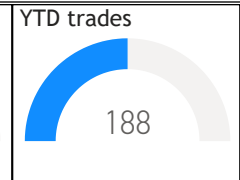
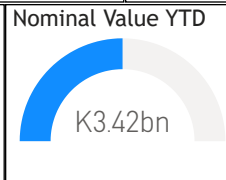
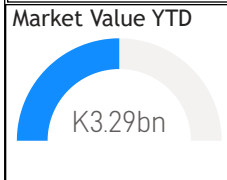


Range of Trade Prices (ZMW)*

Tenor	Min	Max
3	94.80	94.80
5	90.74	103.52
7	102.79	102.79
10	74.16	110.64
15	56.20	110.04

Range of Yields Rates*

Tenor	Min	Max
3	16.48	16.48
5	18.50	20.56
7	13.26	13.26
10	19.51	23.50
15	19.86	26.01



Primary Market January 18 2025 Auction

Tenor	Cut- Off Yield Rate	Coupon Rates	Range of Successful Yield Rates
2 Years	16.50	16.50	0.0000-16.5000
3 Years	19.95	19.95	15.0000-19.9500
5 Years	20.80	20.80	7.0000-20.8000
7 Years	21.50	21.50	12.0000-21.5000
10 Years	22.50	22.50	0.2300-22.5000
15 Years	23.25	23.25	0.2300-23.2500

*Disclaimer: This content is prepared from information received by the Commission through third-party reports. The range of prices by tenor and range of yields by tenor are based on dealer submissions. The content is indicative and intended for informational purposes only and shall not in any way be deemed to be investment advice, guidance or recommendation of the SEC. Users are responsible for making investment decisions and are advised to obtain independent professional advice before acting on or using this information.

GRZ Bonds Secondary Market Trade Summary Report

ISIN Code	Coupon Rate	Issue Date	Maturity Date	Trade Date/ Valuation Date	Years To Maturity	Nominal Value	Market Value	Min Trade Price	Max Trade Price	Min Yield	Max Yield
ZM1000001751	14	20/02/2012	16/02/2027	13/01/2025	2	K14,800,000.00	K14,395,393.34	97.22	97.22	20.50	20.50
ZM1000006818	23.5	23/12/2024	23/12/2039	02/01/2025	15	K552,000.00	K599,178.64	108.55	108.55	21.84	21.84
ZM1000005851	14	24/07/2023	24/07/2038	02/01/2025	13	K118,000.00	K90,780.02	76.93	76.93	20.57	20.57
ZM1000005851	14	24/07/2023	24/07/2038	13/01/2025	13	K642,000.00	K446,433.42	69.49	69.49	23.00	23.00
ZM1000004680	14	25/01/2021	25/01/2036	01/07/2025	10	K248,000.00	K199,870.87	80.59	80.59	19.86	19.86
ZM1000006727	20.74	25/11/2024	25/11/2029	13/01/2025	4	K135,000,000.00	K139,882,044.03	100.36	103.52	20.35	20.56
ZM1000006750	23.29	25/11/2024	25/11/2039	01/07/2025	14	K454,000.00	K499,591.49	110.04	110.04	21.65	21.65
ZM1000005810	13	26/06/2023	26/06/2033	02/01/2025	8	K728,000.00	K539,890.60	74.16	74.16	19.51	19.51
ZM1000005828	14	26/06/2023	26/06/2038	02/01/2025	13	K360,000.00	K213,225.88	56.20	62.26	23.50	26.01
ZM1000004136	12	26/08/2019	26/08/2026	02/01/2025	1	K583,000.00	K599,248.44	102.79	102.79	13.26	13.26
ZM1000005547	10	27/12/2022	27/12/2025	01/08/2025	0	K101,093,000.00	K95,835,117.06	94.80	94.80	16.48	16.48
ZM1000004839	11	28/06/2021	28/06/2026	28/06/2021	5	K248,749,000.00	K226,685,911.43	90.74	90.74	18.50	18.50
ZM1000006297	24.97	30/04/2024	30/04/2034	13/01/2025	9	K52,600,000.00	K58,189,620.42	110.64	110.64	23.50	23.50
ZM1000004805	14	31/05/2021	31/05/2036	02/01/2025	11	K966,000.00	K627,920.01	64.92	65.08	23.25	23.31

Disclaimer: This content is prepared from information received by the Commission through third-party reports. The content is indicative and intended for informational purposes only and shall not in any way be deemed to be investment advice, guidance or recommendation of the SEC. Users are responsible for making investment decisions and are advised to obtain independent professional advice before acting on or using this information.