



SECURITIES AND EXCHANGE COMMISSION
Protecting Investors in the Capital Markets

Date

Wednesday, 12 February 2025

K140.5M

Total Nominal Value

K107.6M

Total Market Value

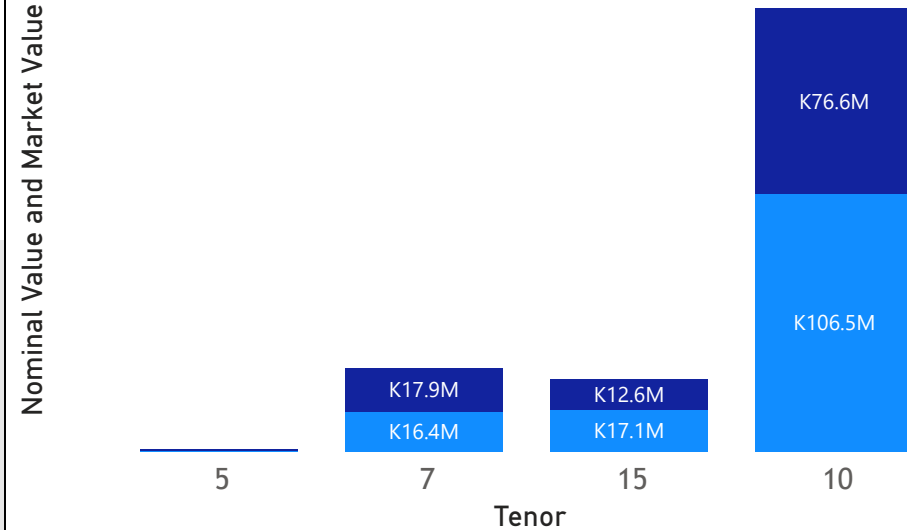
21

Number of Trades

GRZ Bonds Secondary Market Trade Summary Report

Consideration and Nominal Value

● Nominal Value ● Market Value




Range of Trade Prices (ZMW)*

Tenor	Min	Max
5	114.81	114.81
7	109.41	109.41
10	69.41	82.19
15	62.02	118.91

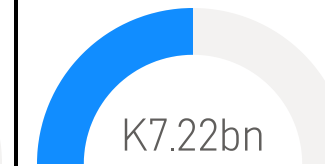
Range of Yields Rates*

Tenor	Min	Max
5	18.64	18.64
7	20.51	20.51
10	19.01	22.80
15	17.00	24.67

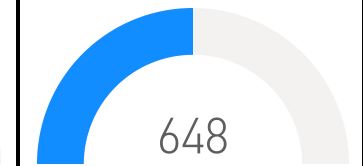
Market Value YTD



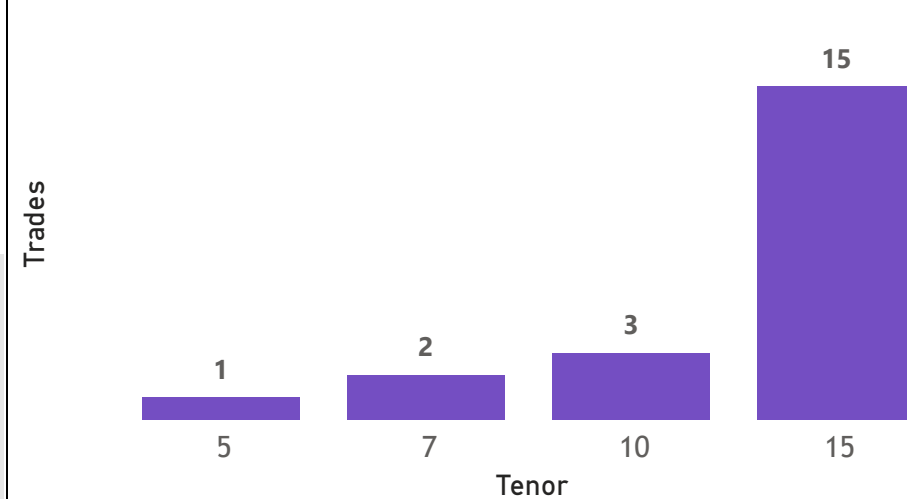
Nominal Value YTD



YTD trades



No. of Trades by Tenor



Primary Market January 18 2025 Auction

Tenor	Cut- Off Yield Rate	Coupon Rates	Range of Successful Yield Rates
2 Years	16.50	16.50	0.0000-16.5000
3 Years	19.95	19.95	15.0000-19.9500
5 Years	20.80	20.80	7.0000-20.8000
7 Years	21.50	21.50	12.0000-21.5000
10 Years	22.50	22.50	0.2300-22.5000
15 Years	23.25	23.25	0.2300-23.2500

*Disclaimer: This content is prepared from information received by the Commission through third-party reports. The range of prices by tenor and range of yields by tenor are based on dealer submissions. The content is indicative and intended for informational purposes only and shall not in any way be deemed to be investment advice, guidance or recommendation of the SEC. Users are responsible for making investment decisions and are advised to obtain independent professional advice before acting on or using this information.

GRZ Bonds Secondary Market Trade Summary Report

ISIN Code	Coupon Rate	Issue Date	Maturity Date	Trade Date/ Valuation Date	Years To Maturity	Nominal Value	Market Value	Min Trade Price	Max Trade Price	Min Yield	Max Yield
ZM1000004383	14	01/06/2020	01/06/2035	12/02/2025	10	K10,484,000.00	K7,507,959.95	63.39	69.14	21.55	24.67
ZM1000003351	13	18/12/2017	18/12/2027	10/02/2025	2	K1,051,000.00	K863,766.67	82.19	82.19	22.80	22.80
ZM1000006875	23.25	20/01/2025	20/01/2040	02/12/2025	14	K80,000.00	K81,165.01	101.46	101.46	23.25	23.25
ZM1000005919	14	21/08/2023	21/08/2038	10/02/2025	13	K1,590,000.00	K1,199,960.74	75.47	75.47	21.04	21.04
ZM1000006123	26.5	22/01/2024	22/01/2039	02/12/2025	13	K20,000.00	K22,969.74	114.86	114.86	23.25	23.25
ZM1000004748	14	22/03/2021	22/03/2036	10/02/2025	11	K1,299,000.00	K999,547.14	76.95	76.95	20.62	20.62
ZM1000001967	14	26/11/2012	23/11/2027	02/06/2025	2	K517,000.00	K499,226.02	96.56	96.56	17.00	17.00
ZM1000001967	14	26/11/2012	23/11/2027	12/02/2025	2	K700,000.00	K669,705.13	92.49	92.49	17.50	17.50
ZM1000004672	13	25/01/2021	25/01/2031	02/05/2025	5	K8,450,000.00	K6,730,006.78	79.65	79.65	19.01	19.01
ZM1000005810	13	26/06/2023	26/06/2033	26/06/2023	10	K97,000,000.00	K68,988,232.37	69.41	69.41	20.86	20.86
ZM1000006065	14	26/12/2023	26/12/2038	02/12/2025	13	K812,000.00	K552,607.02	68.06	68.06	21.80	21.80
ZM1000006065	14	26/12/2023	26/12/2038	07/02/2025	13	K800,000.00	K505,152.36	62.02	64.27	23.10	23.95
ZM1000006065	14	26/12/2023	26/12/2038	13/02/2025	13	K812,000.00	K552,607.02	66.18	66.18	21.80	21.80
ZM1000006362	26.5	27/05/2024	27/05/2039	02/12/2025	13	K20,000.00	K23,772.04	118.91	118.91	23.25	23.25
ZM1000006669	21.49	28/10/2024	28/10/2029	20/01/2025	4	K435,000.00	K499,427.12	114.81	114.81	18.64	18.64
ZM1000006677	21.5	28/10/2024	28/10/2031	02/04/2025	6	K16,400,000.00	K17,942,521.54	109.41	109.41	20.51	20.51