



SECURITIES AND EXCHANGE COMMISSION
Protecting Investors in the Capital Markets

Date

Tuesday, 11 February 2025

K189.4M

Total Nominal Value

K174.3M

Total Market Value

16

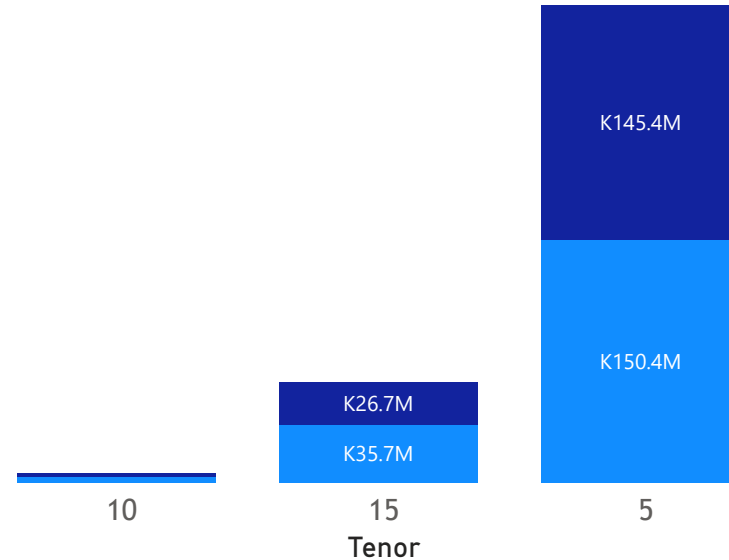
Number of Trades

GRZ Bonds Secondary Market Trade Summary Report

Consideration and Nominal Value

● Nominal Value ● Market Value

Nominal Value and Market Value



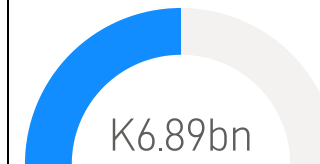
Range of Trade Prices (ZMW)*

Tenor	Min	Max
5	95.86	114.81
10	62.02	75.52
15	64.60	148.18

Range of Yields Rates*

Tenor	Min	Max
5	15.50	18.64
10	20.25	24.24
15	17.00	25.52

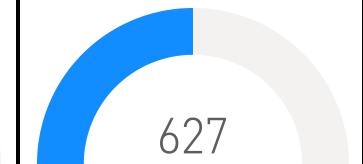
Market Value YTD



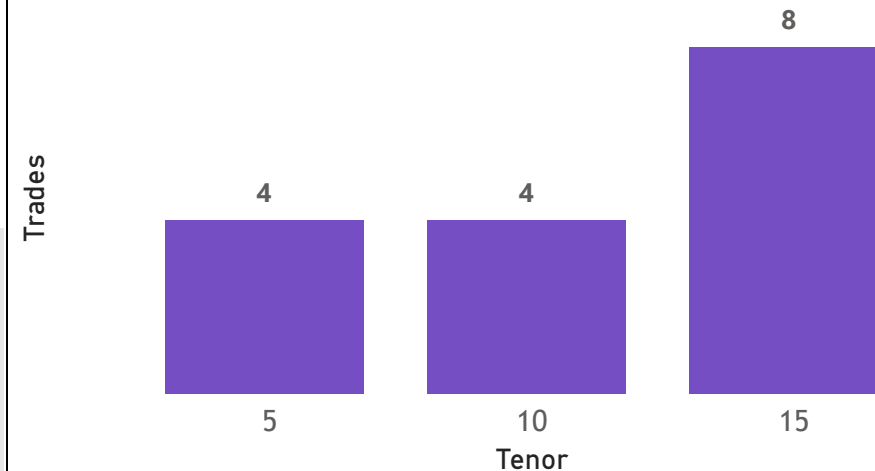
Nominal Value YTD



YTD trades



No. of Trades by Tenor



Primary Market January 18 2025 Auction

Tenor	Cut- Off Yield Rate	Coupon Rates	Range of Successful Yield Rates
2 Years	16.50	16.50	0.0000-16.5000
3 Years	19.95	19.95	15.0000-19.9500
5 Years	20.80	20.80	7.0000-20.8000
7 Years	21.50	21.50	12.0000-21.5000
10 Years	22.50	22.50	0.2300-22.5000
15 Years	23.25	23.25	0.2300-23.2500

*Disclaimer: This content is prepared from information received by the Commission through third-party reports. The range of prices by tenor and range of yields by tenor are based on dealer submissions. The content is indicative and intended for informational purposes only and shall not in any way be deemed to be investment advice, guidance or recommendation of the SEC. Users are responsible for making investment decisions and are advised to obtain independent professional advice before acting on or using this information.

GRZ Bonds Secondary Market Trade Summary Report

ISIN Code	Coupon Rate	Issue Date	Maturity Date	Trade Date/ Valuation Date	Years To Maturity	Nominal Value	Market Value	Min Trade Price	Max Trade Price	Min Yield	Max Yield
ZM1000004383	14	01/06/2020	01/06/2035	02/11/2025	9	K7,818,000.00	K5,999,923.14	76.75	76.75	20.03	20.03
ZM1000006578	28.35	02/09/2024	02/09/2039	02/11/2025	13	K270,000.00	K400,000.30	148.18	148.18	20.50	20.50
ZM1000005737	14	05/02/2023	05/02/2038	02/11/2025	12	K791,000.00	K599,670.68	92.77	92.77	20.10	20.10
ZM1000005919	14	21/08/2023	21/08/2038	21/08/2023	15	K20,000,000.00	K14,254,734.52	64.60	64.60	22.40	22.40
ZM1000006123	26.5	22/01/2024	22/01/2039	11/02/2025	13	K25,000.00	K26,272.53	103.64	103.64	25.52	25.52
ZM1000002940	14	23/05/2016	23/05/2031	11/02/2025	6	K6,324,940.00	K4,876,104.54	74.02	74.02	21.75	21.75
ZM1000001967	14	26/11/2012	23/11/2027	06/02/2025	2	K517,000.00	K499,226.02	96.56	96.56	17.00	17.00
ZM1000004656	11	25/01/2021	25/01/2026	11/02/2025	0	K150,000,000.00	K144,939,654.11	95.86	96.72	15.50	15.85
ZM1000004672	13	25/01/2021	25/01/2031	25/01/2021	10	K643,000.00	K489,487.47	75.52	75.52	20.25	20.25
ZM1000005810	13	26/06/2023	26/06/2033	02/06/2025	8	K395,000.00	K244,970.14	62.02	62.02	24.24	24.24
ZM1000005810	13	26/06/2023	26/06/2033	02/11/2025	7	K2,188,166.00	K1,455,202.36	66.52	66.52	22.50	22.50
ZM1000006669	21.49	28/10/2024	28/10/2029	06/02/2025	4	K435,000.00	K499,427.12	114.81	114.81	18.64	18.64

Disclaimer: This content is prepared from information received by the Commission through third-party reports. The content is indicative and intended for informational purposes only and shall not in any way be deemed to be investment advice, guidance or recommendation of the SEC. Users are responsible for making investment decisions and are advised to obtain independent professional advice before acting on or using this information.