



**SECURITIES AND EXCHANGE COMMISSION**  
Protecting Investors in the Capital Markets

Date

< Monday, 10 February 2025 >

**K112.4M**

Total Nominal Value

**K85.2M**

Total Market Value

**12**

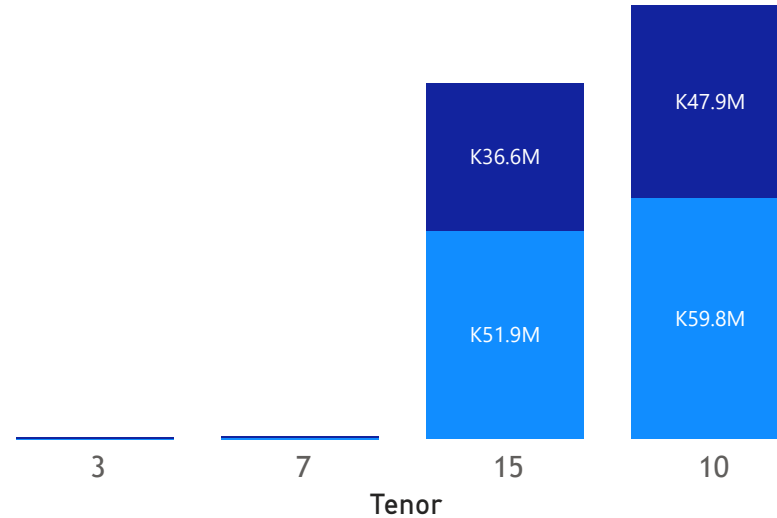
Number of Trades

# GRZ Bonds Secondary Market Trade Summary Report

## Consideration and Nominal Value

● Nominal Value ● Market Value

Nominal Value and Market Value



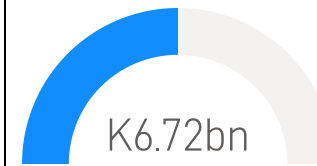
## Range of Trade Prices (ZMW)\*

Tenor	Min	Max
3	99.98	99.98
7	103.35	103.35
10	62.02	101.43
15	60.05	70.80

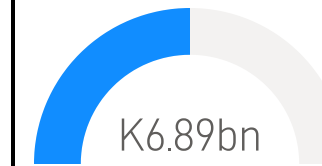
## Range of Yields Rates\*

Tenor	Min	Max
3	20.00	20.00
7	13.60	13.60
10	20.11	24.24
15	21.50	24.00

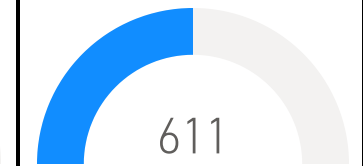
## Market Value YTD



## Nominal Value YTD

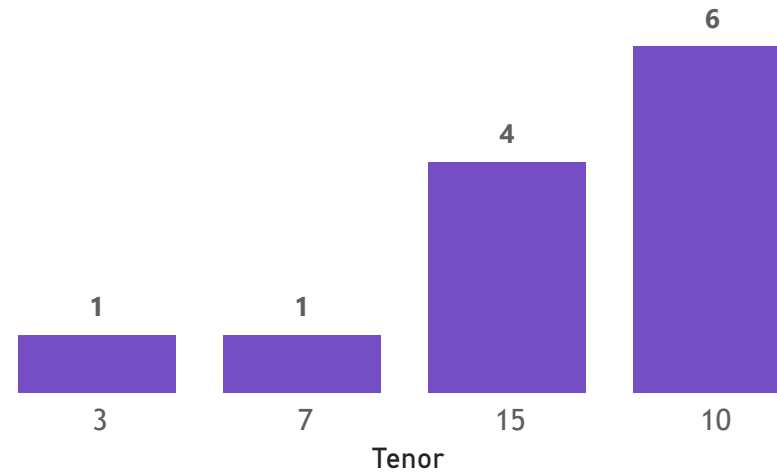


## YTD trades



## No. of Trades by Tenor

Trades



## Primary Market January 18 2025 Auction

Tenor	Cut- Off Yield Rate	Coupon Rates	Range of Successful Yield Rates
2 Years	16.50	16.50	0.0000-16.5000
3 Years	19.95	19.95	15.0000-19.9500
5 Years	20.80	20.80	7.0000-20.8000
7 Years	21.50	21.50	12.0000-21.5000
10 Years	22.50	22.50	0.2300-22.5000
15 Years	23.25	23.25	0.2300-23.2500

\*Disclaimer: This content is prepared from information received by the Commission through third-party reports. The range of prices by tenor and range of yields by tenor are based on dealer submissions. The content is indicative and intended for informational purposes only and shall not in any way be deemed to be investment advice, guidance or recommendation of the SEC. Users are responsible for making investment decisions and are advised to obtain independent professional advice before acting on or using this information.

# GRZ Bonds Secondary Market Trade Summary Report

ISIN Code	Coupon Rate	Issue Date	Maturity Date	Trade Date/ Valuation Date	Years To Maturity	Nominal Value	Market Value	Min Trade Price	Max Trade Price	Min Yield	Max Yield
ZM1000006149	20	19/02/2024	19/02/2027	10/02/2025	2	K250,000.00	K274,059.34	99.98	99.98	20.00	20.00
ZM1000004979	13	20/09/2021	20/09/2031	20/09/2021	10	K8,450,000.00	K6,730,006.78	74.55	74.55	20.11	20.11
ZM1000005901	13	21/08/2023	21/08/2033	02/08/2024	9	K20,000,000.00	K14,734,828.77	73.67	73.67	21.45	21.45
ZM1000005901	13	21/08/2023	21/08/2033	21/08/2023	10	K20,000,000.00	K14,734,828.77	67.51	67.51	21.45	21.45
ZM1000005919	14	21/08/2023	21/08/2038	05/02/2025	13	K25,000,000.00	K17,700,279.11	70.80	70.80	22.55	22.55
ZM1000005919	14	21/08/2023	21/08/2038	21/08/2023	15	K25,000,000.00	K17,700,279.11	64.17	64.17	22.55	22.55
ZM1000005851	14	24/07/2023	24/07/2038	24/07/2023	15	K1,075,000.00	K730,703.89	67.32	67.32	21.50	21.50
ZM1000004672	13	25/01/2021	25/01/2031	05/02/2025	5	K983,000.00	K668,299.06	67.99	67.99	23.40	23.40
ZM1000005810	13	26/06/2023	26/06/2033	05/02/2025	8	K395,000.00	K244,970.14	62.02	62.02	24.24	24.24
ZM1000004136	12	26/08/2019	26/08/2026	05/02/2025	1	K387,000.00	K399,968.32	103.35	103.35	13.60	13.60
ZM1000006065	14	26/12/2023	26/12/2038	12/02/2025	13	K812,000.00	K502,555.70	60.05	60.05	24.00	24.00
ZM1000006685	22.5	28/10/2024	28/10/2034	28/10/2024	10	K10,000,000.00	K10,790,040.27	101.43	101.43	22.10	22.10

Disclaimer: This content is prepared from information received by the Commission through third-party reports. The content is indicative and intended for informational purposes only and shall not in any way be deemed to be investment advice, guidance or recommendation of the SEC. Users are responsible for making investment decisions and are advised to obtain independent professional advice before acting on or using this information.