



SECURITIES AND EXCHANGE COMMISSION
Protecting Investors in the Capital Markets

Date

Thursday, 9 January 2025

K205.6M
Total Nominal Value

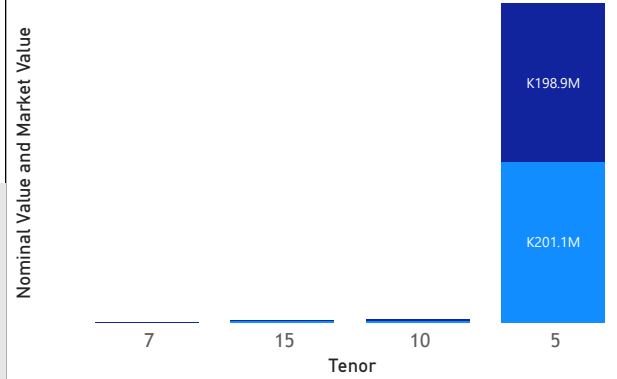
K202.1M
Total Market Value

26
Number of Trades

GRZ Bonds Secondary Market Trade Summary Report

Consideration and Nominal Value

● Nominal Value ● Market Value



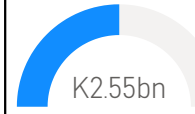
Range of Trade Prices (ZMW)*

Tenor	Min	Max
5	75.80	119.96
7	80.97	80.97
10	69.65	80.78
15	62.27	75.80

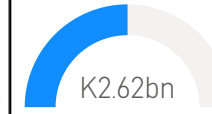
Range of Yields Rates*

Tenor	Min	Max
5	17.18	19.82
7	18.50	18.50
10	20.75	21.50
15	20.49	23.50

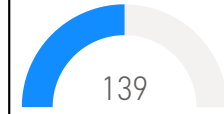
Market Value YTD



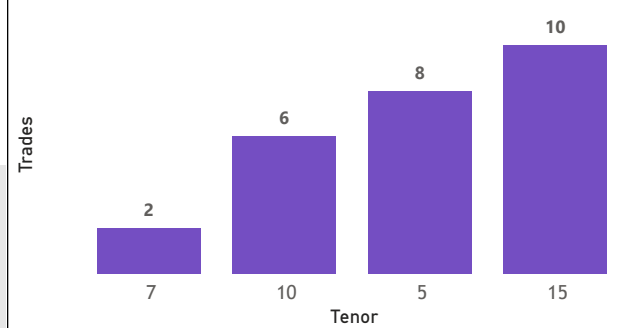
Nominal Value YTD



YTD trades



No. of Trades by Tenor



Primary Market January 18 2025 Auction

Tenor	Cut- Off Yield Rate	Coupon Rates	Range of Successful Yield Rates
2 Years	16.50	16.50	0.0000-16.5000
3 Years	19.95	19.95	15.0000-19.9500
5 Years	20.80	20.80	7.0000-20.8000
7 Years	21.50	21.50	12.0000-21.5000
10 Years	22.50	22.50	0.2300-22.5000
15 Years	23.25	23.25	0.2300-23.2500

*Disclaimer: This content is prepared from information received by the Commission through third-party reports. The range of prices by tenor and range of yields by tenor are based on dealer submissions. The content is indicative and intended for informational purposes only and shall not in any way be deemed to be investment advice, guidance or recommendation of the SEC. Users are responsible for making investment decisions and are advised to obtain independent professional advice before acting on or using this information.

GRZ Bonds Secondary Market Trade Summary Report

ISIN Code	Coupon Rate	Issue Date	Maturity Date	Trade Date/ Valuation Date	Years To Maturity	Nominal Value	Market Value	Min Trade Price	Max Trade Price	Min Yield	Max Yield
ZM1000004383	14	01/06/2020	01/06/2035	01/09/2025	9	K531,024.00	K372,551.82	70.13	70.13	21.70	21.70
ZM1000006545	23.5	02/09/2024	02/09/2029	27/12/2024	4	K414,000.00	K499,889.59	119.96	119.96	19.29	19.29
ZM1000005935	12	02/10/2023	02/10/2030	01/09/2025	5	K296,464.00	K240,000.06	80.97	80.97	18.50	18.50
ZM1000005703	14	04/03/2023	04/03/2026	01/09/2025	0	K573,174.00	K400,001.28	69.80	69.80	21.95	21.95
ZM1000005679	11	04/03/2023	04/03/2028	31/12/2024	3	K227,000.00	K199,846.31	75.80	75.80	17.18	17.18
ZM1000003997	13	17/12/2018	17/12/2028	01/09/2025	3	K113,066.00	K91,320.64	80.78	80.78	20.75	20.75
ZM1000005646	14	20/02/2023	20/02/2038	01/09/2025	12	K141,170.00	K100,000.74	70.80	70.80	22.23	22.23
ZM1000005901	13	21/08/2023	21/08/2033	01/09/2025	7	K553,504.00	K400,000.38	72.23	72.23	21.50	21.50
ZM1000005919	14	21/08/2023	21/08/2038	31/12/2024	13	K131,000.00	K99,418.94	75.80	75.80	20.49	20.49
ZM1000004656	11	25/01/2021	25/01/2026	25/01/2021	5	K200,000,000.00	K197,826,427.40	93.80	93.90	17.63	17.75
ZM1000005828	14	26/06/2023	26/06/2038	01/09/2025	12	K180,000.00	K112,072.34	62.27	62.27	23.50	23.50
ZM1000005554	11	27/12/2022	27/12/2027	27/12/2022	5	K450,000.00	K365,777.46	80.89	80.89	19.82	19.82
ZM1000005570	13	27/12/2022	27/12/2032	01/09/2025	7	K888,000.00	K624,216.01	70.31	70.31	21.00	21.00
ZM1000005570	13	27/12/2022	27/12/2032	14/01/2025	7	K888,000.00	K624,216.01	69.65	69.65	21.00	21.00
ZM1000005109	14	27/12/2021	27/12/2036	01/09/2025	11	K201,646.00	K129,825.86	64.39	64.39	23.00	23.00