



**SECURITIES AND EXCHANGE COMMISSION**  
Protecting Investors in the Capital Markets

Date

< Friday, 7 February 2025 >

**K166.3M**

Total Nominal Value

**K169.1M**

Total Market Value

**16**

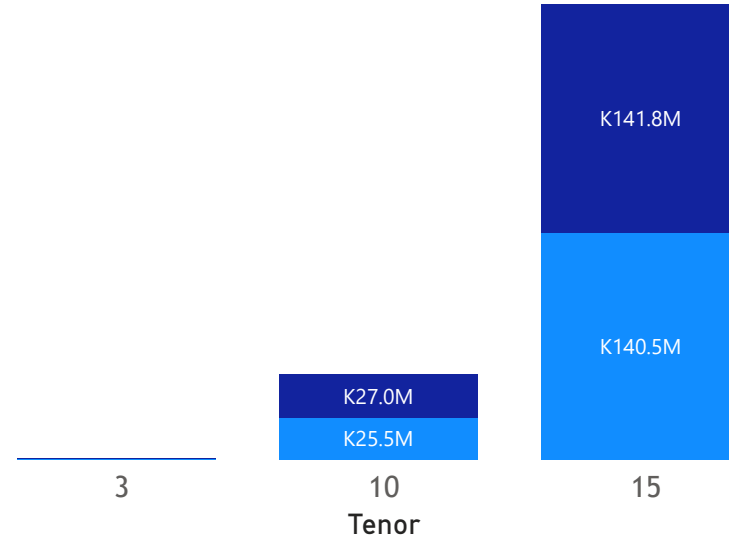
Number of Trades

# GRZ Bonds Secondary Market Trade Summary Report

## Consideration and Nominal Value

● Nominal Value ● Market Value

Nominal Value and Market Value




## Range of Trade Prices (ZMW)\*

Tenor	Min	Max
3	94.23	94.23
10	82.04	116.18
15	62.43	132.56

## Range of Yields Rates\*

Tenor	Min	Max
3	19.00	19.00
10	18.75	22.10
15	20.50	25.00

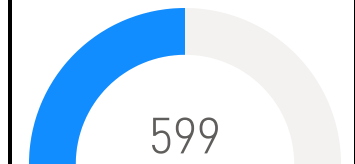
## Market Value YTD



## Nominal Value YTD

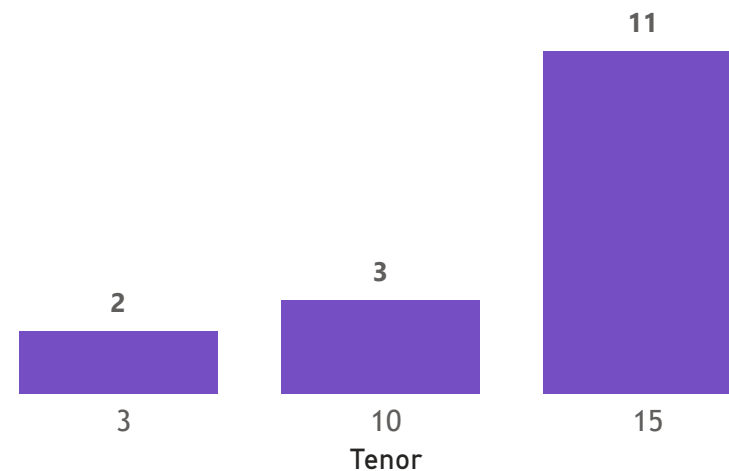


## YTD trades



## No. of Trades by Tenor

Trades



## Primary Market January 18 2025 Auction

Tenor	Cut- Off Yield Rate	Coupon Rates	Range of Successful Yield Rates
2 Years	16.50	16.50	0.0000-16.5000
3 Years	19.95	19.95	15.0000-19.9500
5 Years	20.80	20.80	7.0000-20.8000
7 Years	21.50	21.50	12.0000-21.5000
10 Years	22.50	22.50	0.2300-22.5000
15 Years	23.25	23.25	0.2300-23.2500

\*Disclaimer: This content is prepared from information received by the Commission through third-party reports. The range of prices by tenor and range of yields by tenor are based on dealer submissions. The content is indicative and intended for informational purposes only and shall not in any way be deemed to be investment advice, guidance or recommendation of the SEC. Users are responsible for making investment decisions and are advised to obtain independent professional advice before acting on or using this information.



# GRZ Bonds Secondary Market Trade Summary Report

ISIN Code	Coupon Rate	Issue Date	Maturity Date	Trade Date/ Valuation Date	Years To Maturity	Nominal Value	Market Value	Min Trade Price	Max Trade Price	Min Yield	Max Yield
ZM1000004383	14	01/06/2020	01/06/2035	02/06/2025	10	K1,599,000.00	K1,199,463.68	75.01	75.01	20.50	20.50
ZM1000004383	14	01/06/2020	01/06/2035	07/02/2025	10	K272,333.00	K20,000.04	70.83	70.83	21.00	21.00
ZM1000006230	24.97	02/04/2024	02/04/2034	12/02/2025	9	K397,000.00	K497,369.14	116.18	116.18	20.90	20.90
ZM1000006578	28.35	02/09/2024	02/09/2039	05/09/2025	14	K57,657,890.00	K82,741,109.53	129.99	132.56	21.00	21.45
ZM1000006180	26.5	19/02/2024	19/02/2039	07/02/2025	14	K65,000.00	K76,841.75	105.73	105.73	25.00	25.00
ZM1000005919	14	21/08/2023	21/08/2038	02/07/2025	13	K60,000,000.00	K42,830,554.79	71.22	71.55	22.30	22.40
ZM1000005919	14	21/08/2023	21/08/2038	07/02/2025	13	K20,000,000.00	K14,321,085.75	64.89	64.89	22.30	22.30
ZM1000004748	14	22/03/2021	22/03/2036	02/03/2025	11	K521,000.00	K399,604.89	76.70	76.70	20.62	20.62
ZM1000006743	22.5	25/11/2024	25/11/2034	31/01/2025	9	K25,000,000.00	K26,393,084.25	105.57	105.57	22.10	22.10
ZM1000006065	14	26/12/2023	26/12/2038	07/02/2025	13	K400,000.00	K257,076.78	62.43	62.43	23.10	23.10
ZM1000005547	10	27/12/2022	27/12/2025	02/07/2025	0	K270,000.00	K254,400.68	94.23	94.23	19.00	19.00
ZM1000004235	13	30/12/2019	30/12/2029	07/02/2025	4	K124,662.00	K103,999.95	82.04	82.04	18.75	18.75

Disclaimer: This content is prepared from information received by the Commission through third-party reports. The content is indicative and intended for informational purposes only and shall not in any way be deemed to be investment advice, guidance or recommendation of the SEC. Users are responsible for making investment decisions and are advised to obtain independent professional advice before acting on or using this information.