



SECURITIES AND EXCHANGE COMMISSION
Protecting Investors in the Capital Markets

Date

Thursday, 6 February 2025

K184.1M

Total Nominal Value

K240.9M

Total Market Value

35

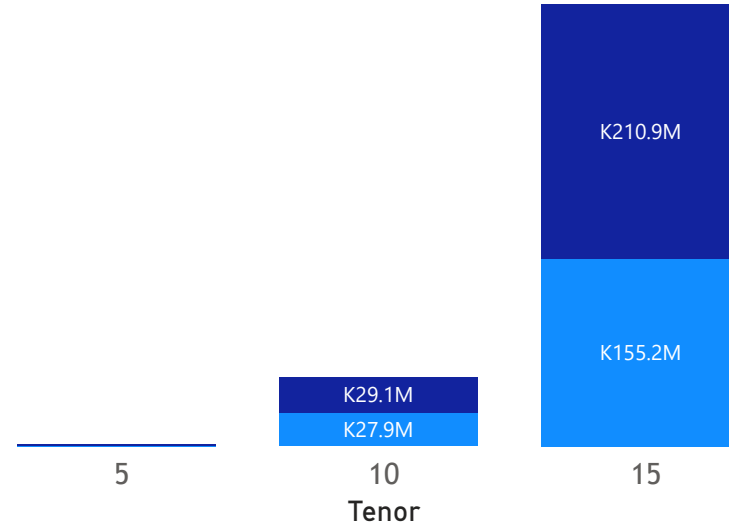
Number of Trades

GRZ Bonds Secondary Market Trade Summary Report

Consideration and Nominal Value

● Nominal Value ● Market Value

Nominal Value and Market Value




Range of Trade Prices (ZMW)*

Tenor	Min	Max
5	82.97	109.23
10	61.78	127.28
15	66.25	142.25

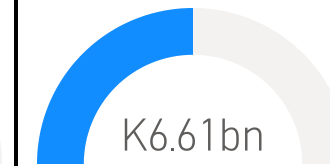
Range of Yields Rates*

Tenor	Min	Max
5	18.60	22.50
10	19.97	24.24
15	20.47	22.00

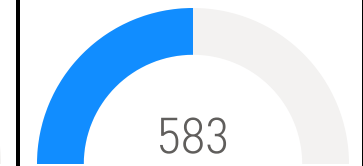
Market Value YTD



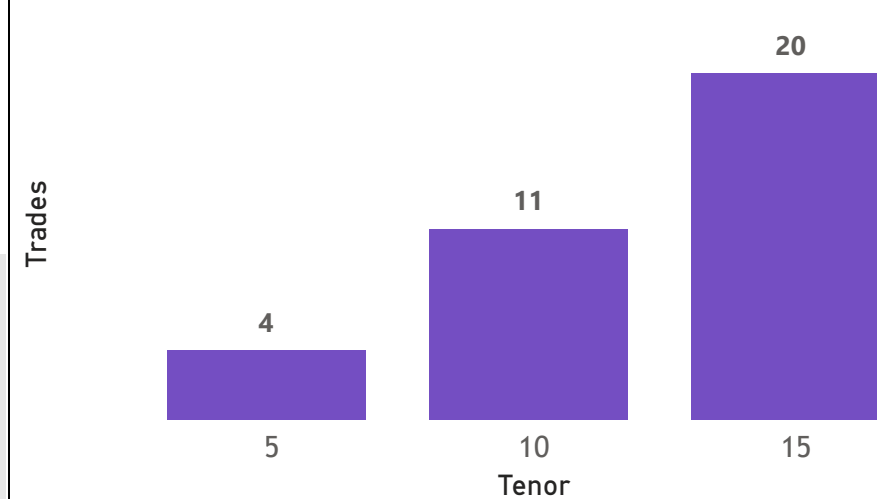
Nominal Value YTD



YTD trades



No. of Trades by Tenor



Primary Market January 18 2025 Auction

Tenor	Cut- Off Yield Rate	Coupon Rates	Range of Successful Yield Rates
2 Years	16.50	16.50	0.0000-16.5000
3 Years	19.95	19.95	15.0000-19.9500
5 Years	20.80	20.80	7.0000-20.8000
7 Years	21.50	21.50	12.0000-21.5000
10 Years	22.50	22.50	0.2300-22.5000
15 Years	23.25	23.25	0.2300-23.2500

*Disclaimer: This content is prepared from information received by the Commission through third-party reports. The range of prices by tenor and range of yields by tenor are based on dealer submissions. The content is indicative and intended for informational purposes only and shall not in any way be deemed to be investment advice, guidance or recommendation of the SEC. Users are responsible for making investment decisions and are advised to obtain independent professional advice before acting on or using this information.



GRZ Bonds Secondary Market Trade Summary Report

ISIN Code	Coupon Rate	Issue Date	Maturity Date	Trade Date/ Valuation Date	Years To Maturity	Nominal Value	Market Value	Min Trade Price	Max Trade Price	Min Yield	Max Yield
ZM1000004383	14	01/06/2020	01/06/2035	02/05/2025	10	K839,000.00	K629,854.14	75.07	75.07	20.47	20.47
ZM1000006578	28.35	02/09/2024	02/09/2039	02/06/2025	14	K144,144,725.00	K202,588,444.66	139.23	142.25	21.45	22.00
ZM1000003252	14	05/07/2017	05/07/2032	02/06/2025	7	K978,510.00	K739,695.06	75.54	75.54	21.00	21.00
ZM1000005455	13	19/09/2022	19/09/2032	19/09/2022	10	K413,000.00	K299,370.90	67.50	67.50	21.95	21.95
ZM1000006875	23.25	20/01/2025	20/01/2040	02/06/2025	14	K1,348,000.00	K1,499,083.53	111.21	111.21	21.00	21.00
ZM1000005901	13	21/08/2023	21/08/2033	02/06/2025	8	K1,600,400.00	K1,200,003.02	74.93	74.93	21.00	21.00
ZM1000005901	13	21/08/2023	21/08/2033	02/08/2024	9	K385,000.00	K299,983.00	77.92	77.92	19.97	19.97
ZM1000005919	14	21/08/2023	21/08/2038	28/05/2024	14	K707,000.00	K529,867.37	66.25	66.25	21.10	21.10
ZM1000006784	20.8	23/12/2024	23/12/2029	30/01/2025	4	K91,000.00	K99,402.40	109.23	109.23	18.60	18.60
ZM1000005851	14	24/07/2023	24/07/2038	02/06/2025	13	K4,300,000.00	K2,922,815.56	67.98	67.98	21.50	21.50
ZM1000004656	11	25/01/2021	25/01/2026	02/06/2025	0	K75,000.00	K69,577.38	92.77	92.77	20.00	20.00
ZM1000004672	13	25/01/2021	25/01/2031	25/01/2021	10	K2,151,052.00	K1,580,423.02	73.04	73.04	21.15	21.15
ZM1000005810	13	26/06/2023	26/06/2033	30/01/2025	8	K240,000.00	K148,283.90	61.78	61.78	24.24	24.24
ZM1000006065	14	26/12/2023	26/12/2038	02/06/2025	13	K1,196,406.00	K805,626.12	67.35	67.35	22.00	22.00
ZM1000006339	22	27/05/2024	27/05/2029	06/02/2025	4	K100,000.00	K102,807.58	98.53	98.53	22.50	22.50
ZM1000005554	11	27/12/2022	27/12/2027	06/02/2025	2	K709,000.00	K597,027.75	82.97	82.97	18.90	18.90
ZM1000006685	22.5	28/10/2024	28/10/2034	06/02/2025	9	K20,000,000.00	K21,620,120.54	101.43	101.82	22.00	22.10
ZM1000006297	24.97	30/04/2024	30/04/2034	02/06/2025	8	K3,143,068.00	K4,000,000.22	127.28	127.28	20.00	20.00
ZM1000005497	14	31/10/2022	31/10/2037	02/06/2025	12	K1,239,000.00	K885,792.57	71.45	71.57	21.50	21.50
ZM1000005497	14	31/10/2022	31/10/2037	07/02/2025	12	K413,000.00	K294,933.87	67.62	67.62	21.50	21.50

Disclaimer: This content is prepared from information received by the Commission through third-party reports. The content is indicative and intended for informational purposes only and shall not in any way be deemed to be investment advice, guidance or recommendation of the SEC. Users are responsible for making investment decisions and are advised to obtain independent professional advice before acting on or using this information.