



SECURITIES AND EXCHANGE COMMISSION
Protecting Investors in the Capital Markets

Date

< Monday, 6 January 2025 >

K102.5M

Total Nominal Value

K95.1M

Total Market Value

10

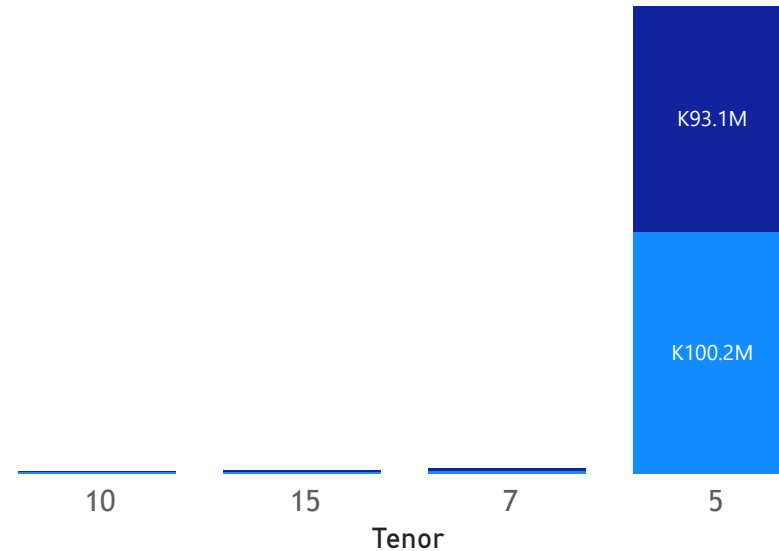
Number of Trades

GRZ Bonds Secondary Market Trade Summary Report

Consideration and Nominal Value

● Nominal Value ● Market Value

Nominal Value and Market Value



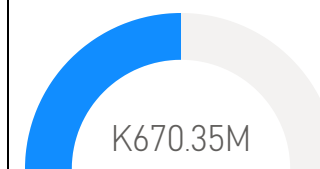
Range of Trade Prices (ZMW)*

Tenor	Min	Max
5	92.68	119.96
7	94.36	94.36
10	71.79	71.79
15	67.68	83.37

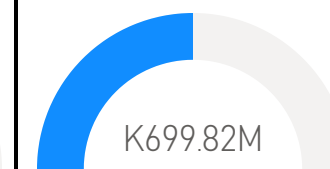
Range of Yields Rates*

Tenor	Min	Max
5	16.80	19.42
7	16.00	16.00
10	21.32	21.32
15	18.87	22.95

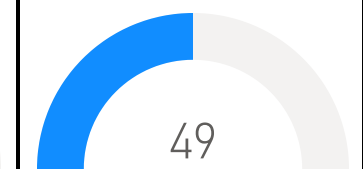
Market Value YTD



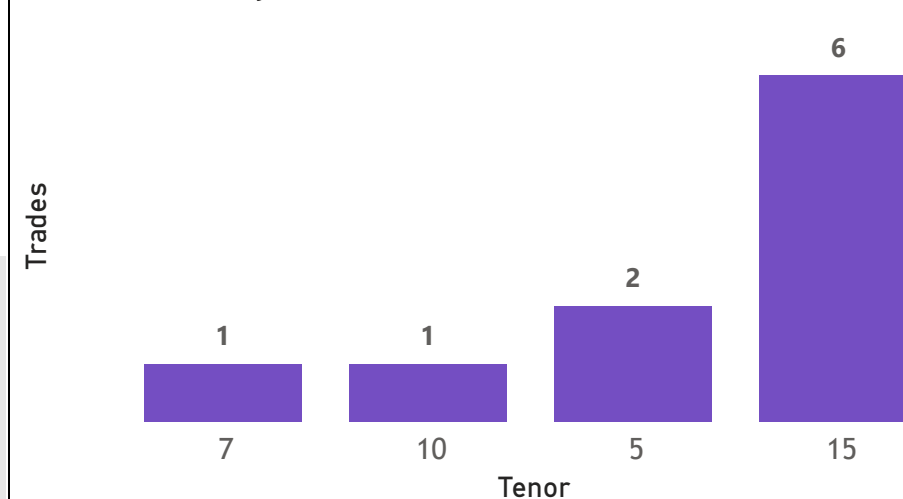
Nominal Value YTD



YTD trades



No. of Trades by Tenor



Primary Market January 18 2025 Auction

Tenor	Cut- Off Yield Rate	Coupon Rates	Range of Successful Yield Rates
2 Years	16.50	16.50	0.0000-16.5000
3 Years	19.95	19.95	15.0000-19.9500
5 Years	20.80	20.80	7.0000-20.8000
7 Years	21.50	21.50	12.0000-21.5000
10 Years	22.50	22.50	0.2300-22.5000
15 Years	23.25	23.25	0.2300-23.2500

*Disclaimer: This content is prepared from information received by the Commission through third-party reports. The range of prices by tenor and range of yields by tenor are based on dealer submissions. The content is indicative and intended for informational purposes only and shall not in any way be deemed to be investment advice, guidance or recommendation of the SEC. Users are responsible for making investment decisions and are advised to obtain independent professional advice before acting on or using this information.

GRZ Bonds Secondary Market Trade Summary Report

ISIN Code	Coupon Rate	Issue Date	Maturity Date	Trade Date/ Valuation Date	Years To Maturity	Nominal Value	Market Value	Min Trade Price	Max Trade Price	Min Yield	Max Yield
ZM1000006545	23.5	02/09/2024	02/09/2029	30/12/2024	4	K150,000.00	K179,939.22	119.96	119.96	19.42	19.42
ZM1000005919	14	21/08/2023	21/08/2038	31/12/2024	13	K69,000.00	K52,305.07	75.80	75.80	20.48	20.48
ZM1000003062	14	21/11/2016	21/11/2031	31/12/2024	6	K63,000.00	K52,520.19	83.37	83.37	18.87	18.87
ZM1000004748	14	22/03/2021	22/03/2036	31/12/2024	11	K67,000.00	K52,242.08	77.97	77.97	19.87	19.87
ZM1000005224	14	23/03/2022	23/03/2037	06/01/2025	12	K510,140.00	K345,263.24	67.68	67.68	22.95	22.95
ZM1000004680	14	25/01/2021	25/01/2036	31/12/2024	11	K65,000.00	K52,276.88	80.43	80.43	19.86	19.86
ZM1000004136	12	26/08/2019	26/08/2026	03/01/2025	1	K1,013,814.00	K999,999.49	94.36	94.36	16.00	16.00
ZM1000004839	11	28/06/2021	28/06/2026	28/06/2021	5	K100,000,000.00	K92,955,532.88	92.68	92.68	16.80	16.80
ZM1000004854	13	28/06/2021	28/06/2031	06/01/2025	6	K485,000.00	K348,173.26	71.79	71.79	21.32	21.32
ZM1000005976	14	30/11/2023	30/11/2038	31/12/2024	13	K72,000.00	K52,477.68	72.89	72.89	20.51	20.51