



SECURITIES AND EXCHANGE COMMISSION
Protecting Investors in the Capital Markets

Date

< Wednesday, 5 February 2025

K100.0M

Total Nominal Value

K106.2M

Total Market Value

14

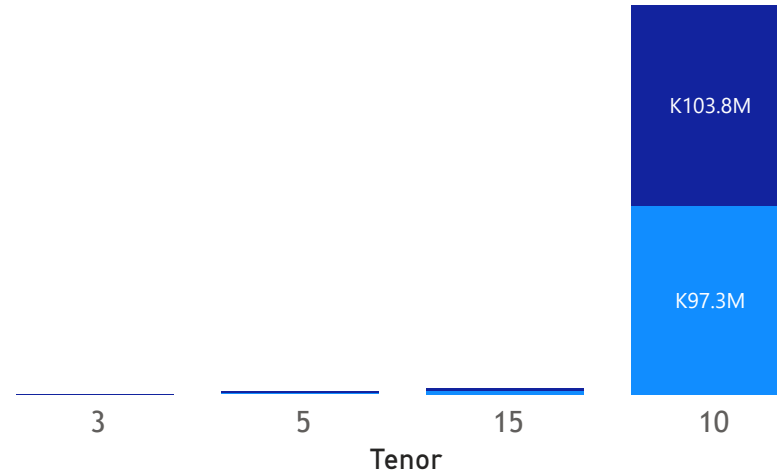
Number of Trades

GRZ Bonds Secondary Market Trade Summary Report

Consideration and Nominal Value

● Nominal Value ● Market Value

Nominal Value and Market Value



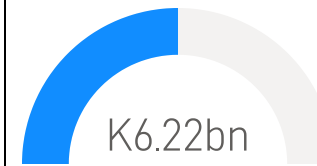
Range of Trade Prices (ZMW)*

Tenor	Min	Max
3	85.98	85.98
5	112.84	112.84
10	71.74	107.28
15	66.55	120.56


Range of Yields Rates*

Tenor	Min	Max
3	21.00	21.00
5	18.92	18.92
10	19.60	22.25
15	19.87	22.75

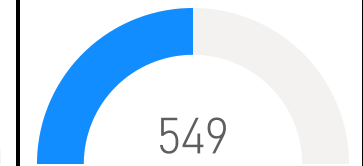
Market Value YTD



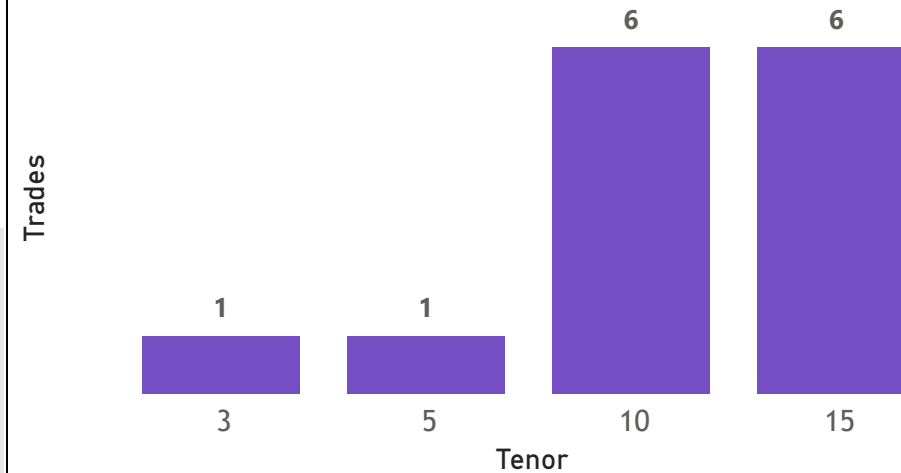
Nominal Value YTD



YTD trades



No. of Trades by Tenor



Primary Market January 18 2025 Auction

Tenor	Cut- Off Yield Rate	Coupon Rates	Range of Successful Yield Rates
2 Years	16.50	16.50	0.0000-16.5000
3 Years	19.95	19.95	15.0000-19.9500
5 Years	20.80	20.80	7.0000-20.8000
7 Years	21.50	21.50	12.0000-21.5000
10 Years	22.50	22.50	0.2300-22.5000
15 Years	23.25	23.25	0.2300-23.2500

*Disclaimer: This content is prepared from information received by the Commission through third-party reports. The range of prices by tenor and range of yields by tenor are based on dealer submissions. The content is indicative and intended for informational purposes only and shall not in any way be deemed to be investment advice, guidance or recommendation of the SEC. Users are responsible for making investment decisions and are advised to obtain independent professional advice before acting on or using this information.



GRZ Bonds Secondary Market Trade Summary Report

ISIN Code	Coupon Rate	Issue Date	Maturity Date	Trade Date/ Valuation Date	Years To Maturity	Nominal Value	Market Value	Min Trade Price	Max Trade Price	Min Yield	Max Yield
ZM1000005257	14	03/05/2022	03/05/2037	02/05/2025	12	K364,000.00	K247,075.16	67.85	67.85	22.75	22.75
ZM1000006123	26.5	22/01/2024	22/01/2039	07/02/2025	14	K204,000.00	K248,316.84	120.56	120.56	21.75	21.75
ZM1000004748	14	22/03/2021	22/03/2036	20/01/2025	11	K508,000.00	K399,614.18	78.66	78.66	19.87	19.87
ZM1000006743	22.5	25/11/2024	25/11/2034	05/02/2025	9	K20,000,000.00	K21,116,615.07	105.58	105.58	22.25	22.25
ZM1000005810	13	26/06/2023	26/06/2033	16/01/2025	8	K674,000.00	K499,927.55	74.17	74.17	19.60	19.60
ZM1000005810	13	26/06/2023	26/06/2033	20/01/2025	8	K578,000.00	K414,649.45	71.74	71.74	20.40	20.40
ZM1000005828	14	26/06/2023	26/06/2038	06/02/2025	13	K358,500.00	K244,347.36	66.55	66.55	21.75	21.75
ZM1000005992	10	27/11/2023	27/11/2026	02/05/2025	1	K46,000.00	K39,552.50	85.98	85.98	21.00	21.00
ZM1000006669	21.49	28/10/2024	28/10/2029	20/01/2025	4	K886,000.00	K999,789.64	112.84	112.84	18.92	18.92
ZM1000006685	22.5	28/10/2024	28/10/2034	10/02/2025	9	K26,000,000.00	K28,126,613.71	101.63	102.31	21.88	22.05
ZM1000006685	22.5	28/10/2024	28/10/2034	28/01/2025	9	K50,000,000.00	K53,641,282.19	107.28	107.28	22.10	22.10
ZM1000005497	14	31/10/2022	31/10/2037	07/02/2025	12	K348,000.00	K248,515.71	67.62	67.62	21.50	21.50

Disclaimer: This content is prepared from information received by the Commission through third-party reports. The content is indicative and intended for informational purposes only and shall not in any way be deemed to be investment advice, guidance or recommendation of the SEC. Users are responsible for making investment decisions and are advised to obtain independent professional advice before acting on or using this information.