



**SECURITIES AND EXCHANGE COMMISSION**  
Protecting Investors in the Capital Markets

Date

Tuesday, 4 February 2025

**K419.0M**

Total Nominal Value

**K399.4M**

Total Market Value

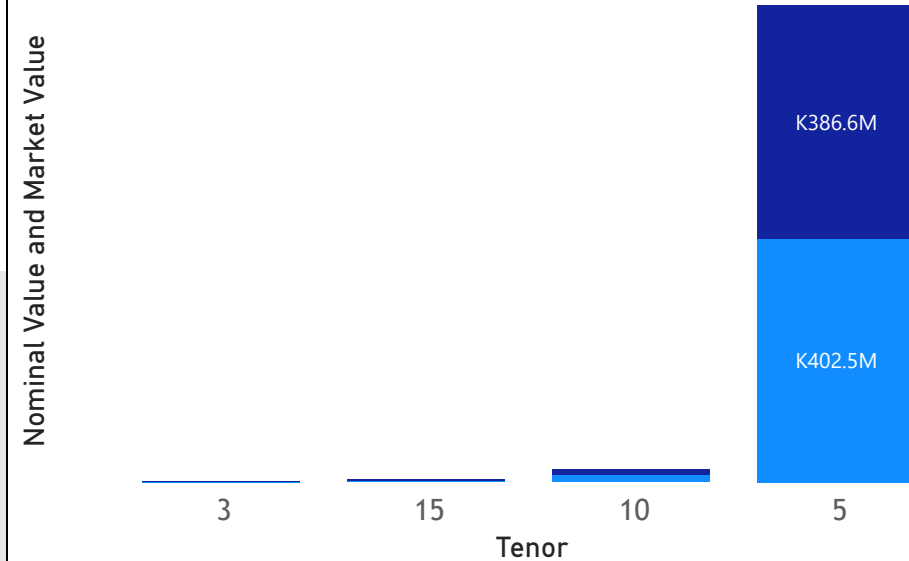
**31**

Number of Trades

# GRZ Bonds Secondary Market Trade Summary Report

## Consideration and Nominal Value

● Nominal Value ● Market Value



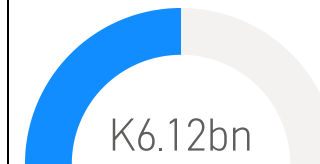
## Range of Trade Prices (ZMW)\*

Tenor	Min	Max
3	99.59	99.59
5	87.01	109.23
10	61.78	76.23
15	65.87	140.03

## Range of Yields Rates\*

Tenor	Min	Max
3	17.50	17.50
5	16.00	20.50
10	20.50	24.24
15	15.00	24.75

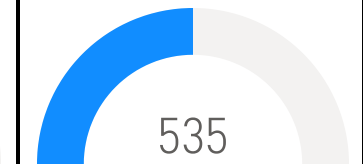
## Market Value YTD



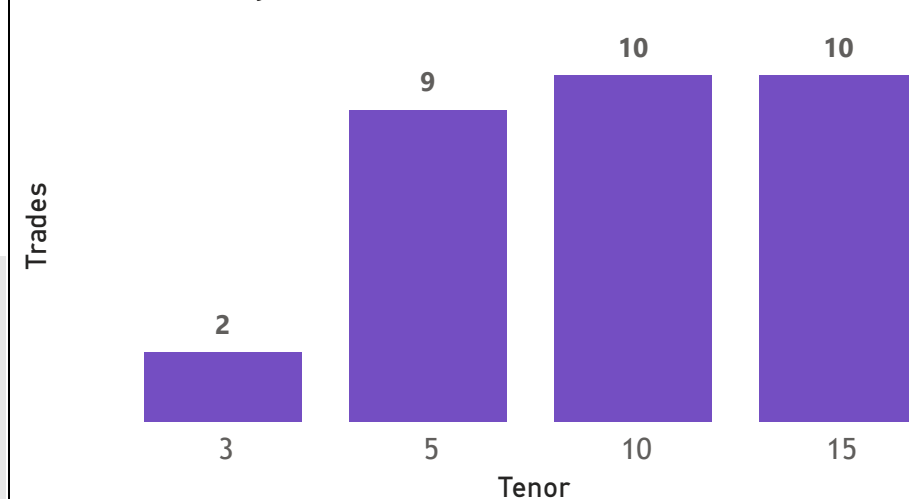
## Nominal Value YTD



## YTD trades



## No. of Trades by Tenor



## Primary Market January 18 2025 Auction

Tenor	Cut- Off Yield Rate	Coupon Rates	Range of Successful Yield Rates
2 Years	16.50	16.50	0.0000-16.5000
3 Years	19.95	19.95	15.0000-19.9500
5 Years	20.80	20.80	7.0000-20.8000
7 Years	21.50	21.50	12.0000-21.5000
10 Years	22.50	22.50	0.2300-22.5000
15 Years	23.25	23.25	0.2300-23.2500

\*Disclaimer: This content is prepared from information received by the Commission through third-party reports. The range of prices by tenor and range of yields by tenor are based on dealer submissions. The content is indicative and intended for informational purposes only and shall not in any way be deemed to be investment advice, guidance or recommendation of the SEC. Users are responsible for making investment decisions and are advised to obtain independent professional advice before acting on or using this information.



# GRZ Bonds Secondary Market Trade Summary Report

ISIN Code	Coupon Rate	Issue Date	Maturity Date	Trade Date/ Valuation Date	Years To Maturity	Nominal Value	Market Value	Min Trade Price	Max Trade Price	Min Yield	Max Yield
ZM1000006636	27.75	01/10/2024	01/10/2039	02/04/2025	14	K285,702.00	K399,999.38	140.03	140.03	21.00	21.00
ZM1000006578	28.35	02/09/2024	02/09/2039	04/02/2025	14	K25,000.00	K31,390.03	113.56	113.56	24.75	24.75
ZM1000005257	14	03/05/2022	03/05/2037	02/04/2025	12	K182,000.00	K126,555.39	69.31	69.31	22.22	22.22
ZM1000005257	14	03/05/2022	03/05/2037	05/02/2025	12	K182,000.00	K129,555.39	67.58	67.58	21.60	21.60
ZM1000005695	13	04/03/2023	04/03/2033	03/04/2023	9	K125,000.00	K87,658.20	65.89	65.89	22.20	22.20
ZM1000001751	14	20/02/2012	16/02/2027	02/04/2025	1	K522,904.00	K559,998.74	107.04	107.04	15.00	15.00
ZM1000005422	10	19/09/2022	19/09/2025	02/04/2025	0	K740,000.00	K736,607.98	99.59	99.59	17.50	17.50
ZM1000005455	13	19/09/2022	19/09/2032	04/02/2025	7	K826,000.00	K592,316.71	66.02	67.50	21.95	22.50
ZM1000005901	13	21/08/2023	21/08/2033	02/04/2025	8	K1,448,000.00	K1,091,546.98	67.50	76.23	20.50	23.70
ZM1000005901	13	21/08/2023	21/08/2033	05/02/2025	8	K1,300,000.00	K991,575.80	70.29	70.29	20.50	20.50
ZM1000005919	14	21/08/2023	21/08/2038	30/01/2024	14	K707,000.00	K529,867.37	74.95	74.95	21.10	21.10
ZM1000006784	20.8	23/12/2024	23/12/2029	30/01/2024	5	K457,000.00	K499,196.68	109.23	109.23	18.60	18.60
ZM1000005885	11	21/08/2023	24/07/2028	02/04/2025	3	K321,000.00	K279,298.49	87.01	87.01	18.10	18.10
ZM1000004656	11	25/01/2021	25/01/2026	02/04/2025	0	K200,420,000.00	K192,530,743.12	94.30	95.99	16.00	18.00
ZM1000004656	11	25/01/2021	25/01/2026	04/02/2025	0	K200,000,000.00	K192,134,361.64	96.07	96.07	16.07	16.07
ZM1000005810	13	26/06/2023	26/06/2033	30/01/2024	9	K240,000.00	K148,283.90	61.78	61.78	24.24	24.24
ZM1000006065	14	26/12/2023	26/12/2038	02/04/2025	13	K562,000.00	K379,039.79	67.45	67.45	21.90	21.90
ZM1000006065	14	26/12/2023	26/12/2038	05/02/2025	13	K562,000.00	K379,039.79	65.87	65.87	21.90	21.90
ZM1000005091	13	27/12/2021	27/12/2031	02/04/2025	6	K55,000.00	K39,533.92	71.88	71.88	22.00	22.00
ZM1000004839	11	28/06/2021	28/06/2026	02/04/2025	1	K1,310,000.00	K1,180,423.22	90.01	90.01	20.50	20.50
ZM1000004854	13	28/06/2021	28/06/2031	05/02/2025	6	K8,750,000.00	K6,575,927.53	73.73	73.73	20.55	20.55

Disclaimer: This content is prepared from information received by the Commission through third-party reports. The content is indicative and intended for informational purposes only and shall not in any way be deemed to be investment advice, guidance or recommendation of the SEC. Users are responsible for making investment decisions and are advised to obtain independent professional advice before acting on or using this information.