



**SECURITIES AND EXCHANGE COMMISSION**  
Protecting Investors in the Capital Markets

Date

< Monday, 3 February 2025 >

**K35.7M**

Total Nominal Value

**K36.3M**

Total Market Value

**27**

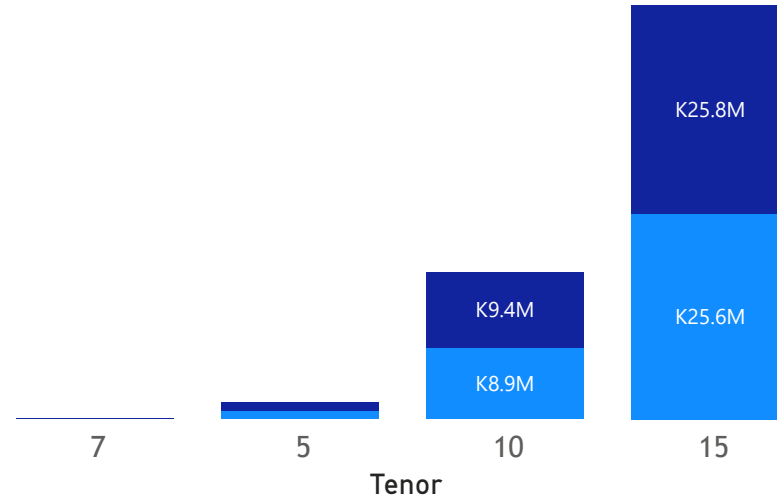
Number of Trades

# GRZ Bonds Secondary Market Trade Summary Report

## Consideration and Nominal Value

● Nominal Value ● Market Value

Nominal Value and Market Value



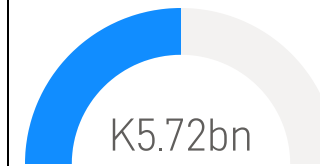
## Range of Trade Prices (ZMW)\*

Tenor	Min	Max
5	89.95	89.95
7	77.87	77.87
10	68.77	114.82
15	61.44	106.23

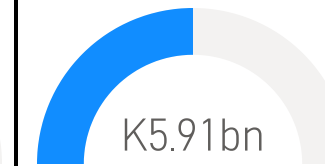
## Range of Yields Rates\*

Tenor	Min	Max
5	16.00	16.00
7	19.00	19.00
10	17.00	22.50
15	16.53	24.00

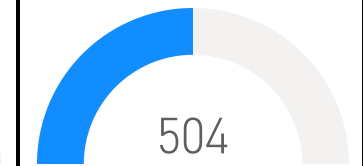
## Market Value YTD



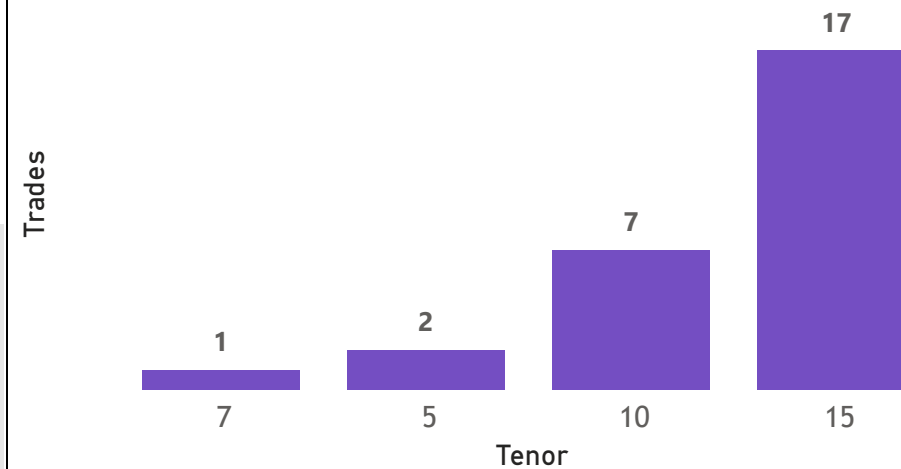
## Nominal Value YTD



## YTD trades



## No. of Trades by Tenor



## Primary Market January 18 2025 Auction

Tenor	Cut- Off Yield Rate	Coupon Rates	Range of Successful Yield Rates
2 Years	16.50	16.50	0.0000-16.5000
3 Years	19.95	19.95	15.0000-19.9500
5 Years	20.80	20.80	7.0000-20.8000
7 Years	21.50	21.50	12.0000-21.5000
10 Years	22.50	22.50	0.2300-22.5000
15 Years	23.25	23.25	0.2300-23.2500

\*Disclaimer: This content is prepared from information received by the Commission through third-party reports. The range of prices by tenor and range of yields by tenor are based on dealer submissions. The content is indicative and intended for informational purposes only and shall not in any way be deemed to be investment advice, guidance or recommendation of the SEC. Users are responsible for making investment decisions and are advised to obtain independent professional advice before acting on or using this information.



# GRZ Bonds Secondary Market Trade Summary Report

ISIN Code	Coupon Rate	Issue Date	Maturity Date	Trade Date/ Valuation Date	Years To Maturity	Nominal Value	Market Value	Min Trade Price	Max Trade Price	Min Yield	Max Yield
ZM1000004383	14	01/06/2020	01/06/2035	30/01/2025	10	K66,000.00	K49,497.93	75.00	75.00	20.42	20.42
ZM1000004383	14	01/06/2020	01/06/2035	31/01/2025	10	K426,000.00	K319,656.88	75.04	75.04	20.42	20.42
ZM1000003120	14	05/12/2016	05/12/2031	02/03/2025	6	K696,270.00	K550,002.04	79.01	79.01	20.50	20.50
ZM1000005638	12	20/02/2023	20/02/2030	03/02/2025	5	K100,000.00	K83,358.21	77.87	77.87	19.00	19.00
ZM1000005919	14	21/08/2023	21/08/2038	27/01/2025	13	K65,000.00	K49,908.69	76.78	76.78	20.48	20.48
ZM1000005919	14	21/08/2023	21/08/2038	28/01/2025	13	K130,000.00	K99,783.00	76.76	76.76	20.50	20.50
ZM1000003054	13	21/11/2016	21/11/2026	02/03/2025	1	K965,672.00	K933,802.24	96.66	96.66	17.00	17.00
ZM1000004748	14	22/03/2021	22/03/2036	02/03/2025	11	K334,016.00	K238,368.06	71.15	72.36	22.00	22.53
ZM1000004748	14	22/03/2021	22/03/2036	03/02/2025	11	K53,000.00	K38,364.36	67.13	67.13	22.00	22.00
ZM1000004748	14	22/03/2021	22/03/2036	28/01/2025	11	K126,000.00	K99,397.82	78.89	78.89	19.90	19.90
ZM1000001967	14	26/11/2012	23/11/2027	28/01/2025	2	K1,030,000.00	K999,823.84	97.07	97.07	16.53	16.53
ZM1000004680	14	25/01/2021	25/01/2036	28/01/2025	11	K202,000.00	K149,930.13	74.22	74.22	19.91	19.91
ZM1000006743	22.5	25/11/2024	25/11/2034	31/01/2025	9	K91,000.00	K99,913.02	109.79	109.79	21.08	21.08
ZM1000006750	23.29	25/11/2024	25/11/2039	03/02/2025	14	K20,000,000.00	K21,245,636.71	106.23	106.23	22.85	22.85
ZM1000006750	23.29	25/11/2024	25/11/2039	05/02/2025	14	K924,751.00	K996,952.70	103.21	103.21	22.50	22.50
ZM1000005810	13	26/06/2023	26/06/2033	28/01/2025	8	K197,000.00	K149,767.46	76.02	76.02	19.15	19.15
ZM1000005554	11	27/12/2022	27/12/2027	02/03/2025	2	K1,111,760.00	K999,998.98	89.95	89.95	16.00	16.00
ZM1000005091	13	27/12/2021	27/12/2031	02/03/2025	6	K78,000.00	K53,643.04	68.77	68.77	22.50	22.50
ZM1000006685	22.5	28/10/2024	28/10/2034	28/01/2025	9	K7,587,000.00	K8,146,085.35	107.28	114.82	20.32	22.10
ZM1000005976	14	30/11/2023	30/11/2038	30/01/2025	13	K67,000.00	K49,464.37	73.83	73.83	20.51	20.51
ZM1000004805	14	31/05/2021	31/05/2036	03/02/2025	11	K1,470,000.00	K940,370.86	61.44	61.44	24.00	24.00

Disclaimer: This content is prepared from information received by the Commission through third-party reports. The content is indicative and intended for informational purposes only and shall not in any way be deemed to be investment advice, guidance or recommendation of the SEC. Users are responsible for making investment decisions and are advised to obtain independent professional advice before acting on or using this information.