



**SECURITIES AND EXCHANGE COMMISSION**  
Protecting Investors in the Capital Markets

Date

< Thursday, 2 January 2025 >

**K592.1M**  
Total Nominal Value

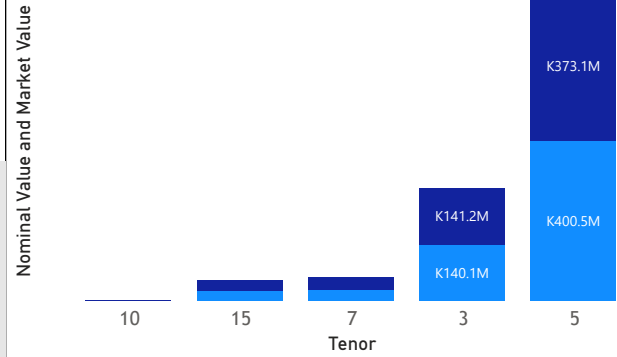
**K571.0M**  
Total Market Value

**30**  
Number of Trades

# GRZ Bonds Secondary Market Trade Summary Report

## Consideration and Nominal Value

● Nominal Value ● Market Value



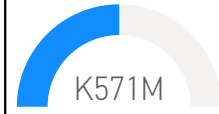
## Range of Trade Prices (ZMW)\*

Tenor	Min	Max
3	93.90	100.91
5	92.87	112.18
7	85.35	110.10
10	85.12	112.95
15	59.14	122.63

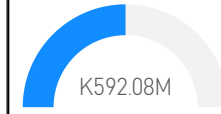
## Range of Yields Rates\*

Tenor	Min	Max
3	17.00	19.75
5	16.55	18.73
7	14.50	22.00
10	20.32	23.60
15	19.87	25.09

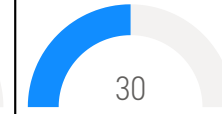
## Market Value YTD



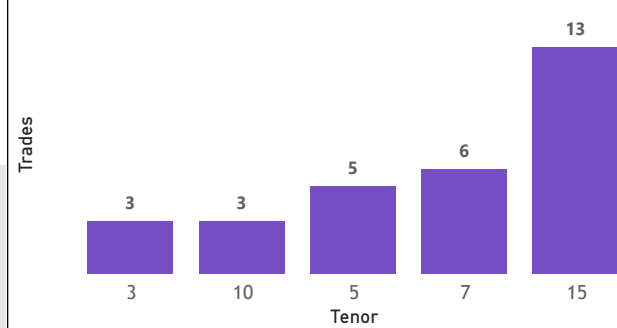
## Nominal Value YTD



## YTD trades



## No. of Trades by Tenor



## Primary Market January 18 2025 Auction

Tenor	Cut- Off Yield Rate	Coupon Rates	Range of Successful Yield Rates
2 Years	16.50	16.50	0.0000-16.5000
3 Years	19.95	19.95	15.0000-19.9500
5 Years	20.80	20.80	7.0000-20.8000
7 Years	21.50	21.50	12.0000-21.5000
10 Years	22.50	22.50	0.2300-22.5000
15 Years	23.25	23.25	0.2300-23.2500

\*Disclaimer: This content is prepared from information received by the Commission through third-party reports. The range of prices by tenor and range of yields by tenor are based on dealer submissions. The content is indicative and intended for informational purposes only and shall not in any way be deemed to be investment advice, guidance or recommendation of the SEC. Users are responsible for making investment decisions and are advised to obtain independent professional advice before acting on or using this information.



# GRZ Bonds Secondary Market Trade Summary Report

ISIN Code	Coupon Rate	Issue Date	Maturity Date	Trade Date/ Valuation Date	Years To Maturity	Nominal Value	Market Value	Min Trade Price	Max Trade Price	Min Yield	Max Yield
ZM1000004383	14	01/06/2020	01/06/2035	30/12/2024	10	K650,000.00	K479,495.44	73.77	73.77	20.42	20.42
ZM1000006636	27.75	01/10/2024	01/10/2039	27/12/2024	14	K613,000.00	K813,784.94	122.63	122.63	23.50	23.50
ZM1000006552	25	02/09/2024	02/09/2031	02/09/2024	7	K25,000,000.00	K29,614,216.10	110.10	110.10	22.00	22.00
ZM1000003112	13	05/12/2016	05/12/2026	24/12/2024	1	K241,000.00	K205,151.04	85.12	85.12	23.60	23.60
ZM1000004102	12	17/06/2019	17/06/2026	01/02/2025	1	K1,027,006.00	K1,000,000.92	97.37	97.37	14.50	14.50
ZM1000005919	14	21/08/2023	21/08/2038	24/12/2024	13	K370,000.00	K279,429.76	75.52	75.52	20.48	20.48
ZM1000004748	14	22/03/2021	22/03/2036	26/12/2024	11	K771,000.00	K599,304.59	77.73	77.73	19.87	19.87
ZM1000006776	20	23/12/2024	23/12/2027	24/12/2024	3	K138,000,000.00	K139,256,437.07	100.91	100.91	19.75	19.75
ZM1000005851	14	24/07/2023	24/07/2038	30/12/2024	13	K362,000.00	K279,726.56	77.27	77.27	20.30	20.30
ZM1000006743	22.5	25/11/2024	25/11/2034	31/12/2024	9	K277,000.00	K299,473.78	108.11	108.11	21.04	21.04
ZM1000006750	23.29	25/11/2024	25/11/2039	06/01/2025	14	K460,000.00	K497,601.99	105.49	105.49	22.00	22.00
ZM1000005547	10	27/12/2022	27/12/2025	02/01/2025	0	K2,060,000.00	K1,938,358.66	93.90	94.10	17.00	17.03
ZM1000005588	14	27/12/2022	27/12/2037	01/02/2025	12	K59,190.00	K35,000.00	59.14	59.14	24.66	24.66
ZM1000004839	11	28/06/2021	28/06/2026	01/02/2025	1	K300,000,000.00	K279,206,735.62	92.87	93.21	16.55	16.80
ZM1000004839	11	28/06/2021	28/06/2026	07/01/2025	1	K100,000,000.00	K93,295,669.86	92.99	92.99	16.55	16.55
ZM1000006669	21.49	28/10/2024	28/10/2029	26/12/2024	4	K508,000.00	K569,899.34	112.18	112.18	18.73	18.73
ZM1000006685	22.5	28/10/2024	28/10/2034	26/12/2024	9	K265,000.00	K299,311.42	112.95	112.95	20.32	20.32
ZM1000006693	23.49	28/10/2024	28/10/2039	02/01/2025	14	K20,850,000.00	K21,920,652.61	100.63	100.63	23.30	23.30
ZM1000005034	12	29/11/2021	29/11/2028	30/12/2024	3	K82,000.00	K69,987.07	85.35	85.35	17.70	17.70
ZM1000005976	14	30/11/2023	30/11/2038	01/02/2025	13	K100,052.00	K60,001.14	59.99	59.99	25.09	25.09
ZM1000005976	14	30/11/2023	30/11/2038	30/12/2024	13	K385,000.00	K279,560.70	72.61	72.61	20.51	20.51

Disclaimer: This content is prepared from information received by the Commission through third-party reports. The content is indicative and intended for informational purposes only and shall not in any way be deemed to be investment advice, guidance or recommendation of the SEC. Users are responsible for making investment decisions and are advised to obtain independent professional advice before acting on or using this information.