



SECURITIES AND EXCHANGE COMMISSION
Protecting Investors in the Capital Markets

Date

< Wednesday, 29 November 2023 >

K651.3M

Total Nominal Value

K549.1M

Total Market Value

69

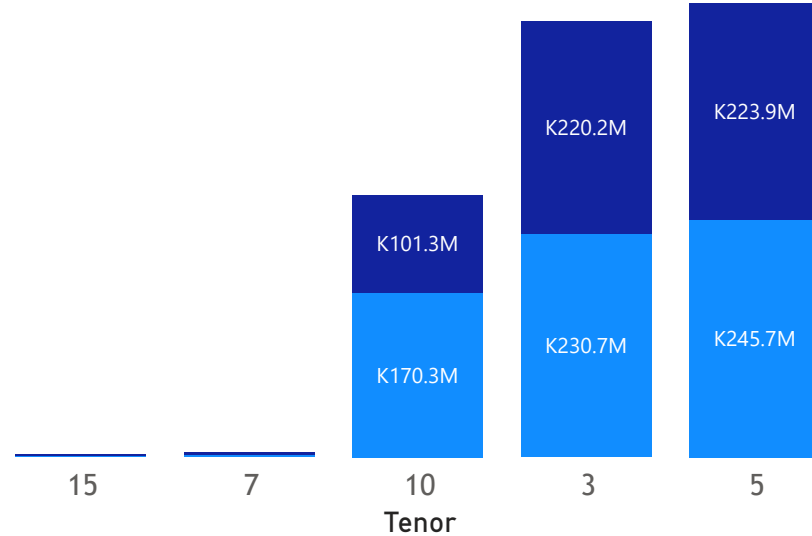
Number of Trades

GRZ Bonds Secondary Market Trade Summary Report

Consideration and Nominal Value

● Nominal Value ● Market Value

Nominal Value and Market Value



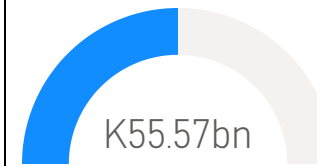
Range of Trade Prices (ZMW)*

Tenor	Min	Max
3	94.40	95.46
5	69.66	100.41
7	67.93	100.66
10	58.65	82.14
15	69.38	93.14

Range of Yields Rates*

Tenor	Min	Max
3	16.60	20.60
5	17.79	21.80
7	19.63	21.34
10	20.80	25.65
15	19.60	23.60

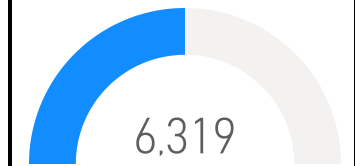
Market Value YTD



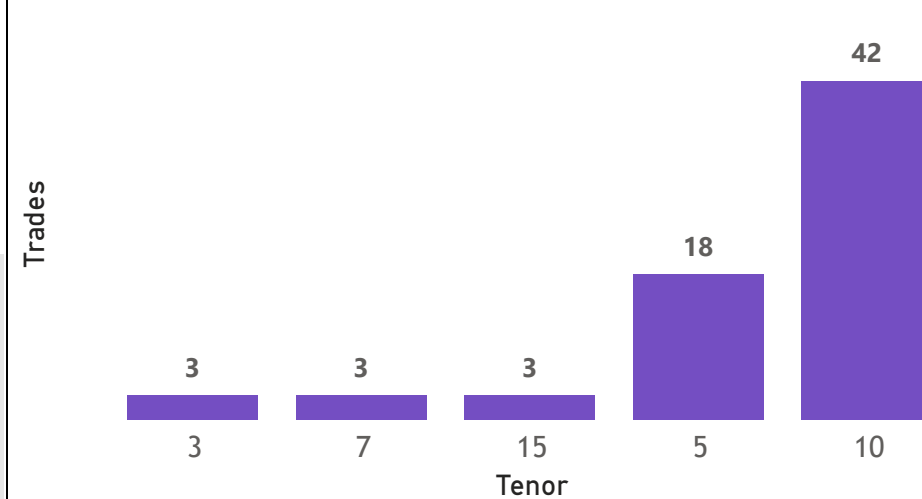
Nominal Value YTD



YTD trades



No. of Trades by Tenor



Primary Market November 22 2024 Auction

Tenor	Cut- Off Yield Rate	Coupon Rates	Range of Successful Yield Rates
2 Years	16.50	16.50	0.1500-16.5000
3 Years	19.90	19.90	0.2000-19.9000
5 Years	20.74	20.74	10.0000-20.7400
7 Years	21.50	21.50	16.0000-21.5000
10 Years	22.50	22.50	10.0000-22.5000
15 Years	23.29	23.29	5.0000-23.2900

*Disclaimer: This content is prepared from information received by the Commission through third-party reports. The range of prices by tenor and range of yields by tenor are based on dealer submissions. The content is indicative and intended for informational purposes only and shall not in any way be deemed to be investment advice, guidance or recommendation of the SEC. Users are responsible for making investment decisions and are advised to obtain independent professional advice before acting on or using this information.



GRZ Bonds Secondary Market Trade Summary Report

ISIN Code	Coupon Rate	Issue Date	Maturity Date	Trade Date/ Valuation Date	Years To Maturity	Nominal Value	Market Value	Min Trade Price	Max Trade Price	Min Yield	Max Yield
ZM1000004383	14	01/06/2020	01/06/2035	24/11/2023	11	K432,000.00	K299,706.76	69.38	69.38	23.60	23.60
ZM1000005000	12	01/11/2021	01/11/2028	24/11/2023	4	K701,000.00	K524,489.94	74.82	74.82	20.68	20.68
ZM1000003245	12	05/07/2017	05/07/2024	24/11/2023	0	K734,000.00	K738,816.34	100.66	100.66	19.63	19.63
ZM1000003120	14	05/12/2016	05/12/2031	24/11/2023	8	K586,000.00	K449,897.05	76.77	76.77	22.16	22.16
ZM1000004094	11	17/06/2019	17/06/2024	23/11/2023	0	K483,000.00	K484,987.38	100.41	100.41	20.00	20.00
ZM1000003997	13	17/12/2018	17/12/2028	24/11/2023	5	K126,000.00	K103,493.39	82.14	82.14	20.80	20.80
ZM1000001140	14	22/11/2010	18/11/2025	23/11/2023	1	K736,000.00	K685,538.80	93.14	93.14	19.60	19.60
ZM1000005455	13	19/09/2022	19/09/2032	24/11/2023	8	K300,000.00	K199,366.70	66.46	66.46	22.58	22.58
ZM1000005901	13	21/08/2023	21/08/2033	24/11/2023	9	K120,078,000.00	K70,720,433.80	58.65	64.90	23.12	25.65
ZM1000004656	11	25/01/2021	25/01/2026	24/11/2023	2	K1,306,000.00	K1,147,497.28	87.86	87.86	20.48	20.48
ZM1000004656	11	25/01/2021	25/01/2026	29/11/2023	2	K227,706,410.00	K209,726,646.36	92.09	92.10	17.79	17.79
ZM1000005794	11	26/06/2023	26/06/2028	01/12/2023	4	K3,190,000.00	K2,373,938.79	69.66	69.66	21.80	21.80
ZM1000005794	11	26/06/2023	26/06/2028	29/11/2023	4	K9,554,328.00	K7,373,165.75	74.42	78.55	20.00	21.80
ZM1000005810	13	26/06/2023	26/06/2033	24/11/2023	9	K49,765,000.00	K30,291,308.55	60.87	60.87	25.65	25.65
ZM1000005307	10	27/06/2022	27/06/2025	29/11/2023	1	K230,190,000.00	K219,732,859.30	95.45	95.46	16.60	16.60
ZM1000005067	10	27/12/2021	27/12/2024	24/11/2023	1	K476,000.00	K449,333.41	94.40	94.40	20.60	20.60
ZM1000005554	11	27/12/2022	27/12/2027	01/12/2023	4	K93,000.00	K71,714.26	72.38	72.38	21.50	21.50
ZM1000005554	11	27/12/2022	27/12/2027	29/11/2023	4	K3,323,410.00	K2,679,488.26	77.11	81.53	19.50	21.50
ZM1000005968	12	30/11/2023	30/11/2030	24/11/2023	7	K1,472,000.00	K999,882.52	67.93	67.93	21.34	21.34

Disclaimer: This content is prepared from information received by the Commission through third-party reports. The content is indicative and intended for informational purposes only and shall not in any way be deemed to be investment advice, guidance or recommendation of the SEC. Users are responsible for making investment decisions and are advised to obtain independent professional advice before acting on or using this information.