



SECURITIES AND EXCHANGE COMMISSION
Protecting Investors in the Capital Markets

Date

Thursday, 28 November 2024

K221.8M
Total Nominal Value

K210.3M
Total Market Value

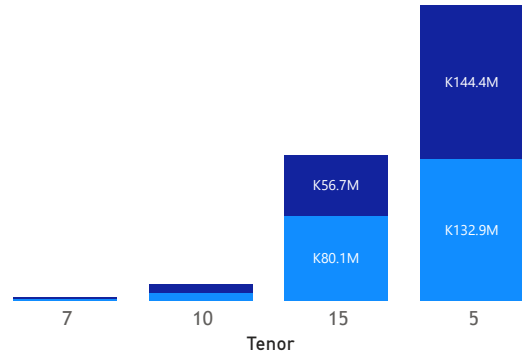
43
Number of Trades

GRZ Bonds Secondary Market Trade Summary Report

Consideration and Nominal Value

● Nominal Value ● Market Value

Nominal Value and Market Value



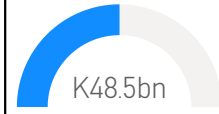
Range of Trade Prices (ZMW)*

Tenor	Min	Max
5	70.35	113.88
7	85.40	87.78
10	63.64	110.48
15	65.44	135.13

Range of Yields Rates*

Tenor	Min	Max
5	19.75	22.02
7	17.60	23.46
10	20.42	24.12
15	19.95	23.16

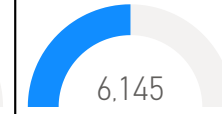
Market Value YTD



Nominal Value YTD

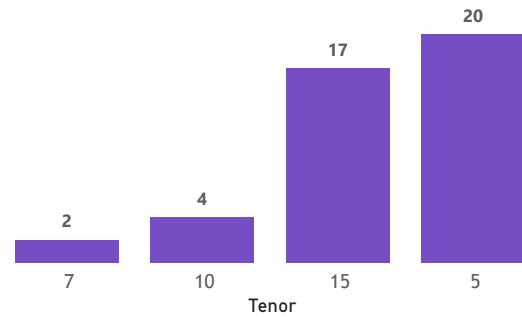


YTD trades



No. of Trades by Tenor

Trades



Primary Market November 22 2024 Auction

Tenor	Cut- Off Yield Rate	Coupon Rates	Range of Successful Yield Rates
2 Years	16.50	16.50	0.1500-16.5000
3 Years	19.90	19.90	0.2000-19.9000
5 Years	20.74	20.74	10.0000-20.7400
7 Years	21.50	21.50	16.0000-21.5000
10 Years	22.50	22.50	10.0000-22.5000
15 Years	23.29	23.29	5.0000-23.2900

*Disclaimer: This content is prepared from information received by the Commission through third-party reports. The range of prices by tenor and range of yields by tenor are based on dealer submissions. The content is indicative and intended for informational purposes only and shall not in any way be deemed to be investment advice, guidance or recommendation of the SEC. Users are responsible for making investment decisions and are advised to obtain independent professional advice before acting on or using this information.



GRZ Bonds Secondary Market Trade Summary Report

ISIN Code	Coupon Rate	Issue Date	Maturity Date	Trade Date/ Valuation Date	Years To Maturity	Nominal Value	Market Value	Min Trade Price	Max Trade Price	Min Yield	Max Yield
ZM1000004383	14	01/06/2020	01/06/2035	01/06/2020	15	K2,575,687.00	K2,000,000.59	70.75	70.75	21.00	21.00
ZM1000004383	14	01/06/2020	01/06/2035	02/12/2024	10	K50,000,000.00	K32,718,400.00	65.44	65.44	22.80	22.80
ZM1000006636	27.75	01/10/2024	01/10/2039	28/11/2024	14	K1,480,228.00	K2,000,003.04	135.13	135.13	21.00	21.00
ZM1000005000	12	01/11/2021	01/11/2028	22/11/2024	3	K1,170,000.00	K999,165.90	85.40	85.40	17.60	17.60
ZM1000006545	23.5	02/09/2024	02/09/2029	26/11/2024	4	K50,000,000.00	K56,940,601.37	113.88	113.88	20.60	20.60
ZM1000005679	11	04/03/2023	04/03/2028	01/11/2024	3	K2,132,000.00	K1,499,818.78	70.35	70.35	20.82	20.82
ZM1000001637	14	21/11/2011	17/11/2026	21/11/2024	1	K584,000.00	K513,755.10	87.97	87.97	23.16	23.16
ZM1000005901	13	21/08/2023	21/08/2033	31/10/2024	8	K309,000.00	K196,637.17	63.64	63.64	24.12	24.12
ZM1000003062	14	21/11/2016	21/11/2031	21/11/2016	15	K25,000,000.00	K19,165,748.29	76.39	76.39	20.50	20.50
ZM1000005885	11	21/08/2023	24/07/2028	28/11/2024	3	K114,000.00	K88,852.18	77.88	77.88	21.00	21.00
ZM1000004680	14	25/01/2021	25/01/2036	22/11/2024	11	K446,000.00	K349,938.83	78.46	78.46	19.95	19.95
ZM1000004136	12	26/08/2019	26/08/2026	09/04/2024	2	K376,000.00	K330,042.96	87.78	87.78	23.46	23.46
ZM1000005075	11	27/12/2021	27/12/2026	01/11/2024	2	K672,000.00	K584,430.98	86.97	86.97	22.02	22.02
ZM1000006669	21.49	28/10/2024	28/10/2029	15/11/2024	4	K80,000,000.00	K85,306,691.51	106.63	106.63	19.75	19.75
ZM1000006685	22.5	28/10/2024	28/10/2034	08/11/2024	10	K2,744,000.00	K2,999,070.13	109.30	109.30	20.70	20.70
ZM1000006685	22.5	28/10/2024	28/10/2034	22/11/2024	9	K4,170,000.00	K4,599,713.73	110.26	110.48	20.42	20.47

Disclaimer: This content is prepared from information received by the Commission through third-party reports. The content is indicative and intended for informational purposes only and shall not in any way be deemed to be investment advice, guidance or recommendation of the SEC. Users are responsible for making investment decisions and are advised to obtain independent professional advice before acting on or using this information.