



SECURITIES AND EXCHANGE COMMISSION
Protecting Investors in the Capital Markets

Date

< Monday, 28 October 2024 >

K207.3M

Total Nominal Value

K209.3M

Total Market Value

29

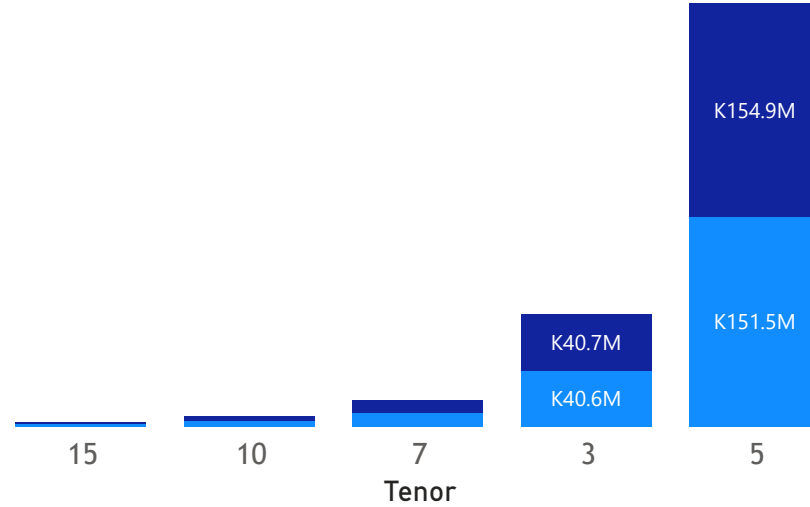
Number of Trades

GRZ Bonds Secondary Market Trade Summary Report

Consideration and Nominal Value

● Nominal Value ● Market Value

Nominal Value and Market Value



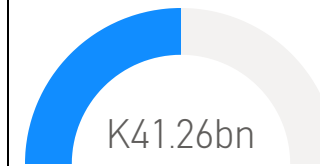
Range of Trade Prices (ZMW)*

Tenor	Min	Max
3	99.47	100.22
5	97.06	114.92
7	76.73	117.55
10	62.77	112.13
15	58.54	118.79

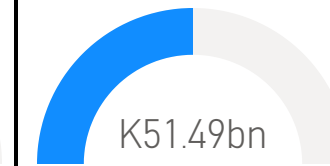
Range of Yields Rates*

Tenor	Min	Max
3	19.89	30.33
5	14.67	22.10
7	21.09	36.25
10	20.58	24.90
15	20.00	26.73

Market Value YTD



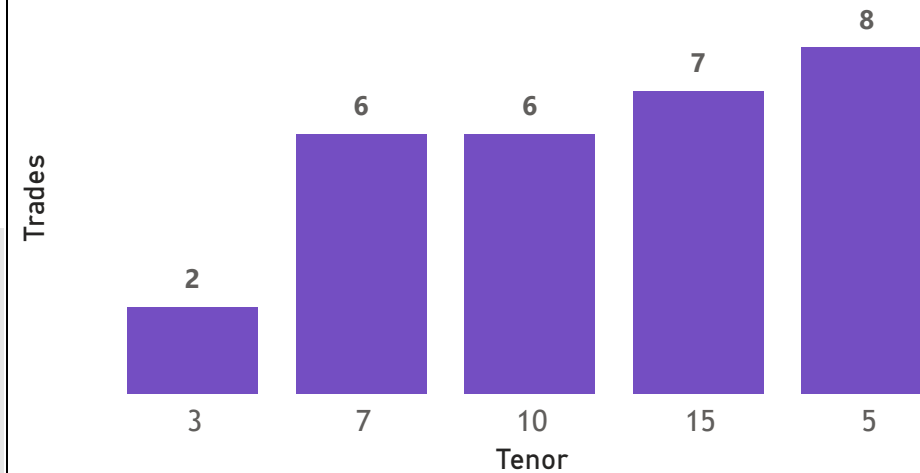
Nominal Value YTD



YTD trades



No. of Trades by Tenor



Primary Market October 25 2024 Auction

Tenor	Cut- Off Yield Rate	Coupon Rates	Range of Successful Yield Rates
2 Years	16.50	16.50	15.000-16.5000
3 Years	19.99	19.99	10.0000-19.9900
5 Years	21.49	21.49	23.0000-21.4900
7 Years	21.50	21.50	19.0000-21.5000
10 Years	22.50	22.50	20.0000-22.5000
15 Years	23.49	23.49	20.0000-23.4900

*Disclaimer: This content is prepared from information received by the Commission through third-party reports. The range of prices by tenor and range of yields by tenor are based on dealer submissions. The content is indicative and intended for informational purposes only and shall not in any way be deemed to be investment advice, guidance or recommendation of the SEC. Users are responsible for making investment decisions and are advised to obtain independent professional advice before acting on or using this information.

GRZ Bonds Secondary Market Trade Summary Report

ISIN Code	Coupon Rate	Issue Date	Maturity Date	Trade Date/ Valuation Date	Years To Maturity	Nominal Value	Market Value	Min Trade Price	Max Trade Price	Min Yield	Max Yield
ZM1000004383	14	01/06/2020	01/06/2035	22/10/2024	10	K152,000.00	K119,773.77	78.63	79.04	20.14	20.30
ZM1000004383	14	01/06/2020	01/06/2035	28/10/2024	10	K941,000.00	K749,432.80	79.64	79.64	20.00	20.00
ZM1000006602	23.5	01/10/2024	01/10/2029	28/10/2024	4	K40,000,000.00	K42,441,334.70	104.30	106.10	22.00	22.10
ZM1000006230	24.97	02/04/2024	02/04/2034	22/10/2024	9	K499,000.00	K559,504.18	112.13	112.13	22.28	22.28
ZM1000006545	23.5	02/09/2024	02/09/2029	22/10/2024	4	K870,000.00	K999,836.01	114.92	114.92	19.73	19.73
ZM1000006552	25	02/09/2024	02/09/2031	22/10/2024	6	K1,701,000.00	K1,999,478.16	117.55	117.55	21.09	21.09
ZM1000006578	28.35	02/09/2024	02/09/2039	22/10/2024	14	K101,000.00	K119,981.89	118.79	118.79	24.54	24.54
ZM1000005695	13	04/03/2023	04/03/2033	29/10/2024	8	K765,000.00	K502,254.08	64.73	64.73	22.50	22.50
ZM1000003112	13	05/12/2016	05/12/2026	22/10/2024	2	K629,000.00	K582,893.57	92.67	92.67	20.58	20.58
ZM1000003344	12	18/12/2017	18/12/2024	22/10/2024	0	K1,632,000.00	K1,646,778.19	100.91	100.91	36.25	36.25
ZM1000003351	13	18/12/2017	18/12/2027	17/10/2024	3	K1,405,000.00	K1,141,597.45	81.25	81.25	23.88	23.88
ZM1000004979	13	20/09/2021	20/09/2031	17/10/2024	6	K167,000.00	K104,818.96	62.77	62.77	24.90	24.90
ZM1000005919	14	21/08/2023	21/08/2038	22/10/2024	13	K69,000.00	K49,544.58	71.80	71.80	20.81	20.81
ZM1000004680	14	25/01/2021	25/01/2036	17/10/2024	11	K185,000.00	K108,293.55	58.54	58.54	26.73	26.73
ZM1000004680	14	25/01/2021	25/01/2036	22/10/2024	11	K65,000.00	K49,374.37	75.96	75.96	20.29	20.29
ZM1000004136	12	26/08/2019	26/08/2026	09/04/2024	2	K1,266,000.00	K1,076,243.97	85.01	85.01	23.70	23.70
ZM1000005067	10	27/12/2021	27/12/2024	17/10/2024	0	K565,000.00	K562,022.36	99.47	99.47	30.33	30.33
ZM1000005075	11	27/12/2021	27/12/2026	22/10/2024	2	K1,030,000.00	K999,728.81	97.06	97.06	14.67	14.67
ZM1000006651	19.99	28/10/2024	28/10/2027	29/10/2024	3	K40,000,000.00	K40,108,186.85	100.22	100.22	19.89	19.89
ZM1000006669	21.49	28/10/2024	28/10/2029	28/10/2024	5	K59,550,000.00	K60,266,808.43	100.59	101.47	21.00	21.29
ZM1000006669	21.49	28/10/2024	28/10/2029	29/10/2024	5	K50,000,000.00	K50,176,588.36	100.29	100.29	21.39	21.39
ZM1000006677	21.5	28/10/2024	28/10/2031	29/10/2024	7	K1,500,000.00	K1,506,145.56	100.35	100.35	21.40	21.40

Disclaimer: This content is prepared from information received by the Commission through third-party reports. The content is indicative and intended for informational purposes only and shall not in any way be deemed to be investment advice, guidance or recommendation of the SEC. Users are responsible for making investment decisions and are advised to obtain independent professional advice before acting on or using this information.