



SECURITIES AND EXCHANGE COMMISSION  
Protecting Investors in the Capital Markets

Date  
Wednesday, 27 November 2024

**K1.8bn**  
Total Nominal Value

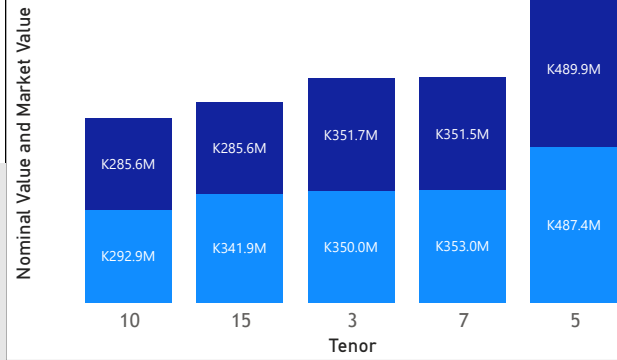
**K1.8bn**  
Total Market Value

**61**  
Number of Trades

# GRZ Bonds Secondary Market Trade Summary Report

## Consideration and Nominal Value

● Nominal Value ● Market Value



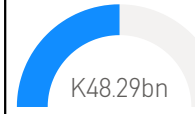
## Range of Trade Prices (ZMW)\*

Tenor	Min	Max
3	100.38	100.48
5	84.82	109.83
7	71.10	101.97
10	78.10	110.48
15	64.15	100.50

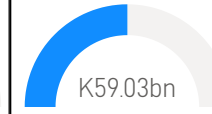
## Range of Yields Rates\*

Tenor	Min	Max
3	19.73	19.73
5	18.80	23.46
7	17.60	63.00
10	19.70	23.85
15	18.95	23.60

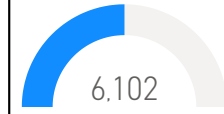
## Market Value YTD



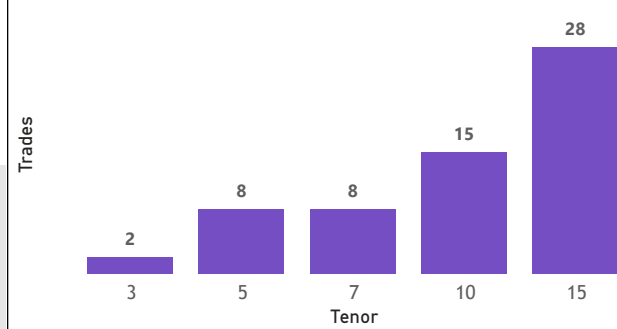
## Nominal Value YTD



## YTD trades



## No. of Trades by Tenor



## Primary Market November 22 2024 Auction

Tenor	Cut- Off Yield Rate	Coupon Rates	Range of Successful Yield Rates
2 Years	16.50	16.50	0.1500-16.5000
3 Years	19.90	19.90	0.2000-19.9000
5 Years	20.74	20.74	10.0000-20.7400
7 Years	21.50	21.50	16.0000-21.5000
10 Years	22.50	22.50	10.0000-22.5000
15 Years	23.29	23.29	5.0000-23.2900

\*Disclaimer: This content is prepared from information received by the Commission through third-party reports. The range of prices by tenor and range of yields by tenor are based on dealer submissions. The content is indicative and intended for informational purposes only and shall not in any way be deemed to be investment advice, guidance or recommendation of the SEC. Users are responsible for making investment decisions and are advised to obtain independent professional advice before acting on or using this information.



# GRZ Bonds Secondary Market Trade Summary Report

ISIN Code	Coupon Rate	Issue Date	Maturity Date	Trade Date/ Valuation Date	Years To Maturity	Nominal Value	Market Value	Min Trade Price	Max Trade Price	Min Yield	Max Yield
ZM1000004383	14	01/06/2020	01/06/2035	02/12/2024	10	K50,000,000.00	K32,718,400.00	65.40	65.40	22.80	22.80
ZM1000004383	14	01/06/2020	01/06/2035	19/11/2024	10	K1,464,000.00	K1,156,730.89	79.01	79.01	20.50	20.50
ZM1000004383	14	01/06/2020	01/06/2035	20/11/2024	10	K188,000.00	K149,144.11	79.19	79.40	19.87	20.42
ZM1000004383	14	01/06/2020	01/06/2035	26/11/2024	10	K377,000.00	K299,507.64	79.44	79.44	20.42	20.42
ZM1000004383	14	01/06/2020	01/06/2035	27/11/2024	10	K87,573,129.00	K63,045,692.86	64.15	70.74	21.00	23.25
ZM1000004383	14	01/06/2020	01/06/2035	29/11/2024	10	K45,000,000.00	K31,992,869.59	64.15	64.15	23.25	23.25
ZM1000005000	12	01/11/2021	01/11/2028	19/11/2024	3	K137,000.00	K97,410.71	71.10	71.10	24.00	24.00
ZM1000005000	12	01/11/2021	01/11/2028	22/11/2024	3	K1,170,000.00	K999,165.90	85.40	85.40	17.60	17.60
ZM1000003112	13	05/12/2016	05/12/2026	19/11/2024	2	K255,000.00	K229,944.71	90.17	90.17	23.21	23.21
ZM1000003344	12	18/12/2017	18/12/2024	20/11/2024	0	K921,000.00	K939,129.64	101.97	101.97	63.00	63.00
ZM1000003351	13	18/12/2017	18/12/2027	19/11/2024	3	K1,172,000.00	K970,721.67	82.83	82.83	23.85	23.85
ZM1000005919	14	21/08/2023	21/08/2038	28/05/2024	14	K472,000.00	K349,496.07	66.25	66.25	20.48	20.65
ZM1000003054	13	21/11/2016	21/11/2026	22/11/2024	2	K1,494,000.00	K1,272,795.74	84.64	85.37	22.75	23.29
ZM1000003062	14	21/11/2016	21/11/2031	15/11/2024	7	K57,000.00	K49,652.57	87.11	87.11	19.30	19.30
ZM1000003062	14	21/11/2016	21/11/2031	20/11/2024	7	K61,000.00	K49,648.65	81.39	81.39	18.95	18.95
ZM1000006099	22	22/01/2024	22/01/2029	22/01/2024	5	K320,000.00	K358,271.98	104.31	104.31	20.37	20.37
ZM1000004748	14	22/03/2021	22/03/2036	15/11/2024	11	K65,000.00	K49,438.56	76.06	76.06	19.88	19.88
ZM1000004748	14	22/03/2021	22/03/2036	19/11/2024	11	K1,317,000.00	K999,534.86	75.89	75.89	19.95	19.95
ZM1000004748	14	22/03/2021	22/03/2036	20/11/2024	11	K646,000.00	K491,411.88	76.01	76.29	19.87	19.95
ZM1000004748	14	22/03/2021	22/03/2036	21/11/2024	11	K393,000.00	K299,982.99	76.33	76.33	19.87	19.87
ZM1000005851	14	24/07/2023	24/07/2038	21/11/2024	13	K395,000.00	K299,778.23	75.89	75.89	20.30	20.30
ZM1000004672	13	25/01/2021	25/01/2031	22/11/2024	6	K43,630,000.00	K34,335,372.58	78.70	78.70	21.50	21.50

Disclaimer: This content is prepared from information received by the Commission through third-party reports. The content is indicative and intended for informational purposes only and shall not in any way be deemed to be investment advice, guidance or recommendation of the SEC. Users are responsible for making investment decisions and are advised to obtain independent professional advice before acting on or using this information.