



SECURITIES AND EXCHANGE COMMISSION
Protecting Investors in the Capital Markets

Date

Tuesday, 26 November 2024

K242.2M
Total Nominal Value

K181.9M
Total Market Value

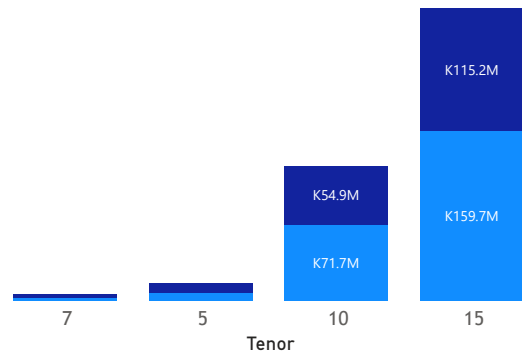
31
Number of Trades

GRZ Bonds Secondary Market Trade Summary Report

Consideration and Nominal Value

● Nominal Value ● Market Value

Nominal Value and Market Value



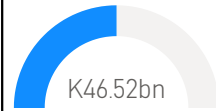
Range of Trade Prices (ZMW)*

Tenor	Min	Max
5	84.82	108.41
7	101.97	114.68
10	76.08	115.75
15	61.71	87.97

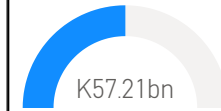
Range of Yields Rates*

Tenor	Min	Max
5	19.70	20.60
7	20.64	21.00
10	19.87	21.00
15	18.95	25.78

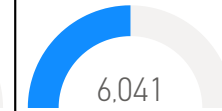
Market Value YTD



Nominal Value YTD

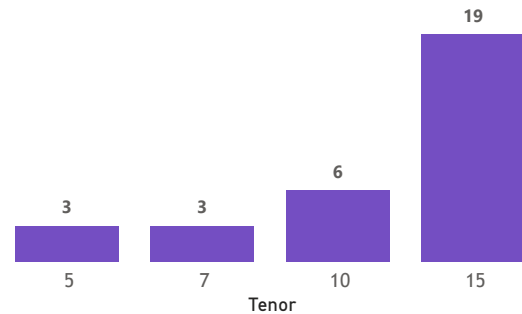


YTD trades



No. of Trades by Tenor

Trades



Primary Market November 22 2024 Auction

Tenor	Cut- Off Yield Rate	Coupon Rates	Range of Successful Yield Rates
2 Years	16.50	16.50	0.1500-16.5000
3 Years	19.90	19.90	0.2000-19.9000
5 Years	20.74	20.74	10.0000-20.7400
7 Years	21.50	21.50	16.0000-21.5000
10 Years	22.50	22.50	10.0000-22.5000
15 Years	23.29	23.29	5.0000-23.2900

*Disclaimer: This content is prepared from information received by the Commission through third-party reports. The range of prices by tenor and range of yields by tenor are based on dealer submissions. The content is indicative and intended for informational purposes only and shall not in any way be deemed to be investment advice, guidance or recommendation of the SEC. Users are responsible for making investment decisions and are advised to obtain independent professional advice before acting on or using this information.



GRZ Bonds Secondary Market Trade Summary Report

ISIN Code	Coupon Rate	Issue Date	Maturity Date	Trade Date/ Valuation Date	Years To Maturity	Nominal Value	Market Value	Min Trade Price	Max Trade Price	Min Yield	Max Yield
ZM1000004383	14	01/06/2020	01/06/2035	19/09/2024	10	K486,000.00	K299,894.12	61.71	61.71	25.78	25.78
ZM1000004383	14	01/06/2020	01/06/2035	21/11/2024	10	K377,000.00	K299,507.64	79.44	79.44	20.42	20.42
ZM1000004383	14	01/06/2020	01/06/2035	25/11/2024	10	K125,000.00	K99,253.43	79.40	79.40	20.42	20.42
ZM1000004383	14	01/06/2020	01/06/2035	26/11/2024	10	K64,166,276.00	K46,526,206.13	64.15	70.75	21.00	23.25
ZM1000004383	14	01/06/2020	01/06/2035	28/11/2024	10	K40,000,000.00	K28,693,803.84	64.83	64.83	23.00	23.00
ZM1000004383	14	01/06/2020	01/06/2035	29/11/2024	10	K51,000,000.00	K36,487,693.53	64.15	66.24	22.50	23.25
ZM1000006545	23.5	02/09/2024	02/09/2029	02/09/2024	5	K6,550,000.00	K7,459,218.78	108.41	108.41	20.60	20.60
ZM1000001637	14	21/11/2011	17/11/2026	21/11/2024	1	K584,000.00	K513,755.10	87.97	87.97	23.16	23.16
ZM1000003344	12	18/12/2017	18/12/2024	25/11/2024	0	K921,000.00	K939,129.64	101.97	101.97	20.64	20.64
ZM1000006172	24.97	19/02/2024	19/02/2034	29/11/2024	9	K406,000.00	K498,284.28	115.75	115.75	21.00	21.00
ZM1000005919	14	21/08/2023	21/08/2038	21/11/2024	13	K404,000.00	K299,615.48	74.16	74.16	20.48	20.48
ZM1000003062	14	21/11/2016	21/11/2031	20/11/2024	7	K61,000.00	K49,648.65	81.39	81.39	18.95	18.95
ZM1000006107	23	22/01/2024	22/01/2031	26/11/2024	6	K1,076,238.00	K1,235,559.76	114.68	114.68	21.00	21.00
ZM1000006107	23	22/01/2024	22/01/2031	29/11/2024	6	K1,076,238.00	K1,235,559.76	106.61	106.61	21.00	21.00
ZM1000004748	14	22/03/2021	22/03/2036	20/11/2024	11	K646,000.00	K491,411.88	76.01	76.29	19.87	19.95
ZM1000004748	14	22/03/2021	22/03/2036	21/11/2024	11	K393,000.00	K299,982.99	76.33	76.33	19.87	19.87
ZM1000005851	14	24/07/2023	24/07/2038	21/11/2024	13	K395,000.00	K299,778.23	75.89	75.89	20.30	20.30
ZM1000004672	13	25/01/2021	25/01/2031	19/11/2024	6	K35,000,000.00	K26,627,949.66	76.08	76.08	21.00	21.00
ZM1000004672	13	25/01/2021	25/01/2031	20/11/2024	6	K35,000,000.00	K26,627,949.66	76.08	76.08	21.00	21.00
ZM1000004680	14	25/01/2021	25/01/2036	20/11/2024	11	K630,000.00	K491,548.37	77.86	78.66	19.87	20.10
ZM1000005810	13	26/06/2023	26/06/2033	20/11/2024	8	K949,000.00	K741,322.22	78.10	78.13	19.87	19.87
ZM1000005075	11	27/12/2021	27/12/2026	25/11/2024	2	K1,184,000.00	K1,004,253.23	84.82	84.82	19.70	20.42

Disclaimer: This content is prepared from information received by the Commission through third-party reports. The content is indicative and intended for informational purposes only and shall not in any way be deemed to be investment advice, guidance or recommendation of the SEC. Users are responsible for making investment decisions and are advised to obtain independent professional advice before acting on or using this information.