



SECURITIES AND EXCHANGE COMMISSION
Protecting Investors in the Capital Markets

Date

< Monday, 25 November 2024 >

K124.2M

Total Nominal Value

K129.3M

Total Market Value

21

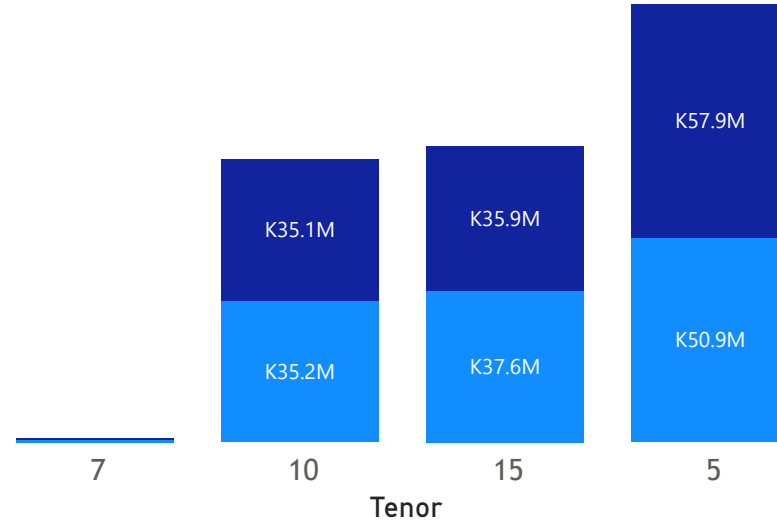
Number of Trades

GRZ Bonds Secondary Market Trade Summary Report

Consideration and Nominal Value

● Nominal Value ● Market Value

Nominal Value and Market Value



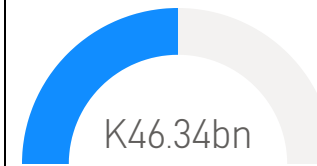
Range of Trade Prices (ZMW)*

Tenor	Min	Max
5	109.83	113.88
7	71.10	79.67
10	69.90	110.23
15	70.68	100.41

Range of Yields Rates*

Tenor	Min	Max
5	18.80	20.60
7	20.00	24.00
10	20.41	23.85
15	18.00	23.19

Market Value YTD



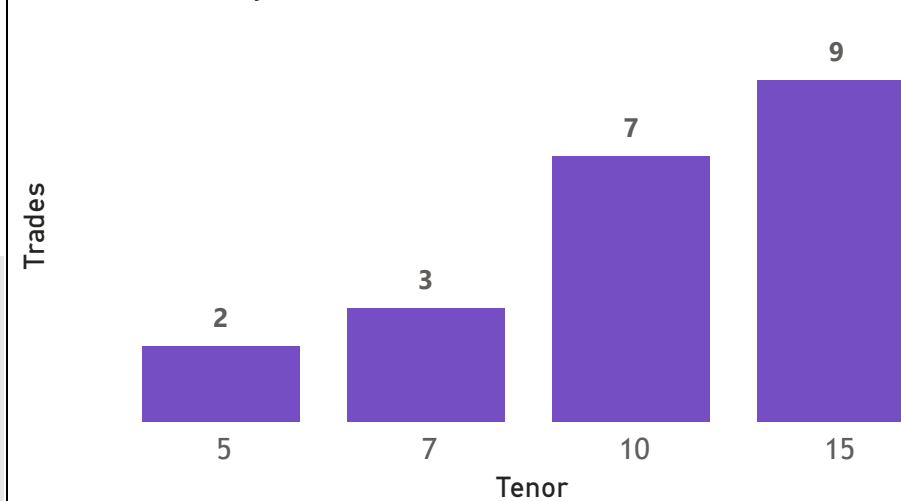
Nominal Value YTD



YTD trades



No. of Trades by Tenor



Primary Market November 22 2024 Auction

Tenor	Cut- Off Yield Rate	Coupon Rates	Range of Successful Yield Rates
2 Years	16.50	16.50	0.1500-16.5000
3 Years	19.90	19.90	0.2000-19.9000
5 Years	20.74	20.74	10.0000-20.7400
7 Years	21.50	21.50	16.0000-21.5000
10 Years	22.50	22.50	10.0000-22.5000
15 Years	23.29	23.29	5.0000-23.2900

*Disclaimer: This content is prepared from information received by the Commission through third-party reports. The range of prices by tenor and range of yields by tenor are based on dealer submissions. The content is indicative and intended for informational purposes only and shall not in any way be deemed to be investment advice, guidance or recommendation of the SEC. Users are responsible for making investment decisions and are advised to obtain independent professional advice before acting on or using this information.



GRZ Bonds Secondary Market Trade Summary Report

ISIN Code	Coupon Rate	Issue Date	Maturity Date	Trade Date/ Valuation Date	Years To Maturity	Nominal Value	Market Value	Min Trade Price	Max Trade Price	Min Yield	Max Yield
ZM1000004383	14	01/06/2020	01/06/2035	22/11/2024	10	K1,464,000.00	K1,156,730.89	79.01	79.01	20.50	20.50
ZM1000004383	14	01/06/2020	01/06/2035	25/11/2024	10	K2,575,687.00	K2,000,000.59	70.75	70.75	21.00	21.00
ZM1000005000	12	01/11/2021	01/11/2028	19/11/2024	3	K137,000.00	K97,410.71	71.10	71.10	24.00	24.00
ZM1000006545	23.5	02/09/2024	02/09/2029	25/11/2024	4	K50,000,000.00	K56,940,601.37	113.88	113.88	20.60	20.60
ZM1000003112	13	05/12/2016	05/12/2026	19/11/2024	2	K255,000.00	K229,944.71	90.17	90.17	23.21	23.21
ZM1000001637	14	21/11/2011	17/11/2026	25/11/2024	1	K128,120.00	K122,355.58	95.46	95.46	18.00	18.00
ZM1000003351	13	18/12/2017	18/12/2027	19/11/2024	3	K1,172,000.00	K970,721.67	82.83	82.83	23.85	23.85
ZM1000004748	14	22/03/2021	22/03/2036	19/11/2024	11	K1,317,000.00	K999,534.86	75.89	75.89	19.95	19.95
ZM1000005208	12	23/03/2022	23/03/2029	25/11/2024	4	K376,570.00	K300,006.78	79.67	79.67	20.00	20.00
ZM1000006743	22.5	25/11/2024	25/11/2034	27/11/2024	10	K30,000,000.00	K30,152,846.30	100.39	100.39	22.40	22.40
ZM1000006750	23.29	25/11/2024	25/11/2039	27/11/2024	15	K30,000,000.00	K30,160,654.93	100.41	100.41	23.19	23.19
ZM1000005810	13	26/06/2023	26/06/2033	25/11/2024	8	K1,000,000.00	K699,047.98	69.90	69.90	22.50	22.50
ZM1000005109	14	27/12/2021	27/12/2036	25/11/2024	12	K677,100.00	K490,005.02	72.36	72.36	22.00	22.00
ZM1000006669	21.49	28/10/2024	28/10/2029	19/11/2024	4	K892,000.00	K979,657.00	109.83	109.83	18.80	18.80
ZM1000006685	22.5	28/10/2024	28/10/2034	19/11/2024	9	K907,000.00	K999,796.04	110.23	110.23	20.41	20.41
ZM1000006685	22.5	28/10/2024	28/10/2034	25/11/2024	9	K1,855,090.00	K2,000,000.86	106.09	106.09	21.00	21.00
ZM1000005976	14	30/11/2023	30/11/2038	22/11/2024	14	K1,414,000.00	K999,448.23	70.68	70.68	20.65	20.65

Disclaimer: This content is prepared from information received by the Commission through third-party reports. The content is indicative and intended for informational purposes only and shall not in any way be deemed to be investment advice, guidance or recommendation of the SEC. Users are responsible for making investment decisions and are advised to obtain independent professional advice before acting on or using this information.