



SECURITIES AND EXCHANGE COMMISSION
Protecting Investors in the Capital Markets

Date

< Friday, 22 November 2024 >

K90.5M

Total Nominal Value

K93.9M

Total Market Value

7

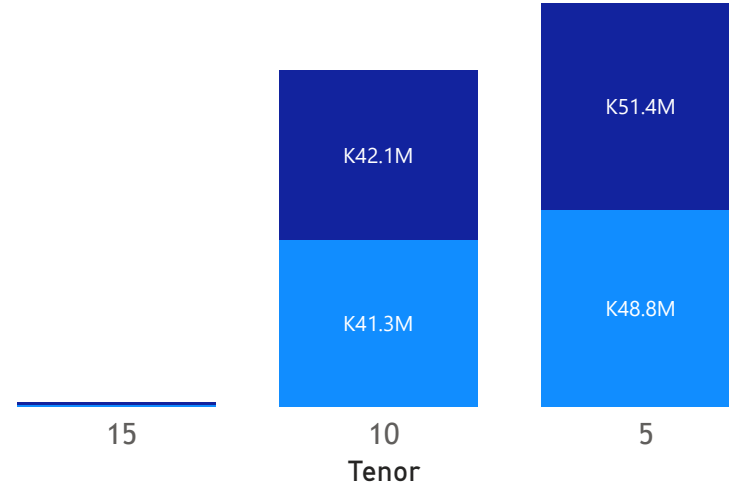
Number of Trades

GRZ Bonds Secondary Market Trade Summary Report

Consideration and Nominal Value

● Nominal Value ● Market Value

Nominal Value and Market Value



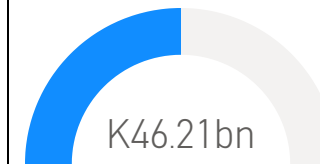
Range of Trade Prices (ZMW)*

Tenor	Min	Max
5	104.59	120.11
10	75.30	101.11
15	138.45	138.45

Range of Yields Rates*

Tenor	Min	Max
5	18.60	21.33
10	19.84	22.20
15	21.05	21.05

Market Value YTD



Nominal Value YTD

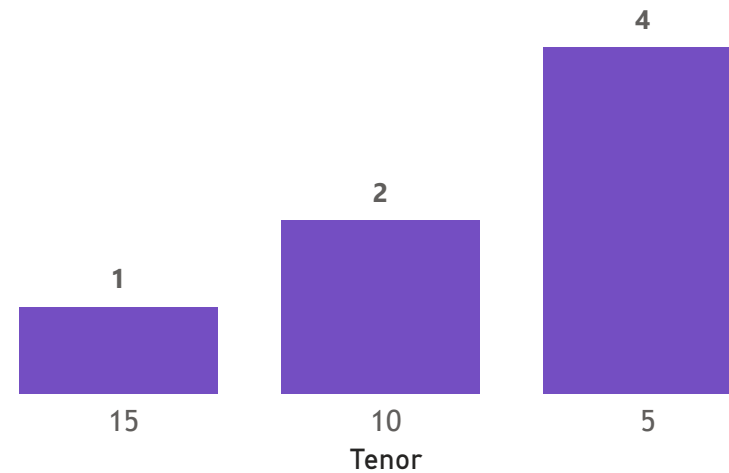


YTD trades



No. of Trades by Tenor

Trades



Primary Market November 22 2024 Auction

Tenor	Cut- Off Yield Rate	Coupon Rates	Range of Successful Yield Rates
2 Years	16.50	16.50	0.1500-16.5000
3 Years	19.90	19.90	0.2000-19.9000
5 Years	20.74	20.74	10.0000-20.7400
7 Years	21.50	21.50	16.0000-21.5000
10 Years	22.50	22.50	10.0000-22.5000
15 Years	23.29	23.29	5.0000-23.2900

*Disclaimer: This content is prepared from information received by the Commission through third-party reports. The range of prices by tenor and range of yields by tenor are based on dealer submissions. The content is indicative and intended for informational purposes only and shall not in any way be deemed to be investment advice, guidance or recommendation of the SEC. Users are responsible for making investment decisions and are advised to obtain independent professional advice before acting on or using this information.

GRZ Bonds Secondary Market Trade Summary Report

ISIN Code	Coupon Rate	Issue Date	Maturity Date	Trade Date/ Valuation Date	Years To Maturity	Nominal Value	Market Value	Min Trade Price	Max Trade Price	Min Yield	Max Yield
ZM1000006545	23.5	02/09/2024	02/09/2029	18/11/2024	4	K3,810,000.00	K4,299,835.16	111.32	120.11	18.60	21.33
ZM1000006578	28.35	02/09/2024	02/09/2039	18/11/2024	14	K361,000.00	K499,800.46	138.45	138.45	21.05	21.05
ZM1000005901	13	21/08/2023	21/08/2033	02/08/2024	9	K1,327,000.00	K999,285.57	75.30	75.30	19.84	19.84
ZM1000006669	21.49	28/10/2024	28/10/2029	15/11/2024	4	K45,000,000.00	K47,066,698.98	104.59	104.59	20.40	20.40
ZM1000006685	22.5	28/10/2024	28/10/2034	28/10/2024	10	K40,000,000.00	K41,061,958.36	101.11	101.11	22.20	22.20